



GrantSolutions Fall 2018 User Group Meeting (UGM)

Table of Contents

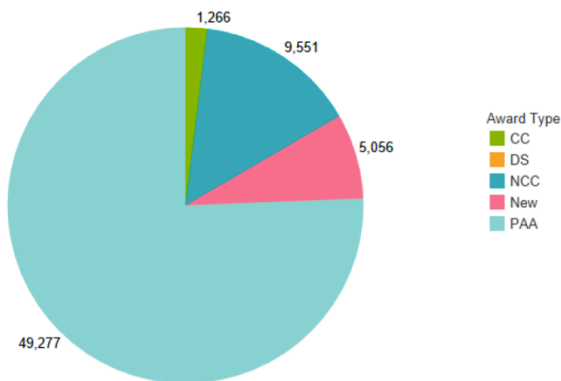
<i>FY18 Overview</i>	2
Discretionary Awards.....	2
GrantSolutions Processing Time Averages	2
<i>Business Intelligence</i>	3
ERS Transition to BI Dashboards	3
Timelines.....	3
Overview of BI Tool.....	3
<i>Product Initiatives</i>	4
<i>Machine Learning and Artificial Intelligence</i>	4
Recipient Profile 1.0.....	5

FY18 Overview

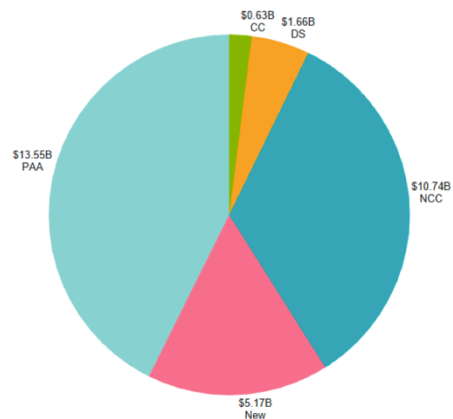
FY18 was another great year for GrantSolutions Partners.

DISCRETIONARY AWARDS

Award Actions by Type

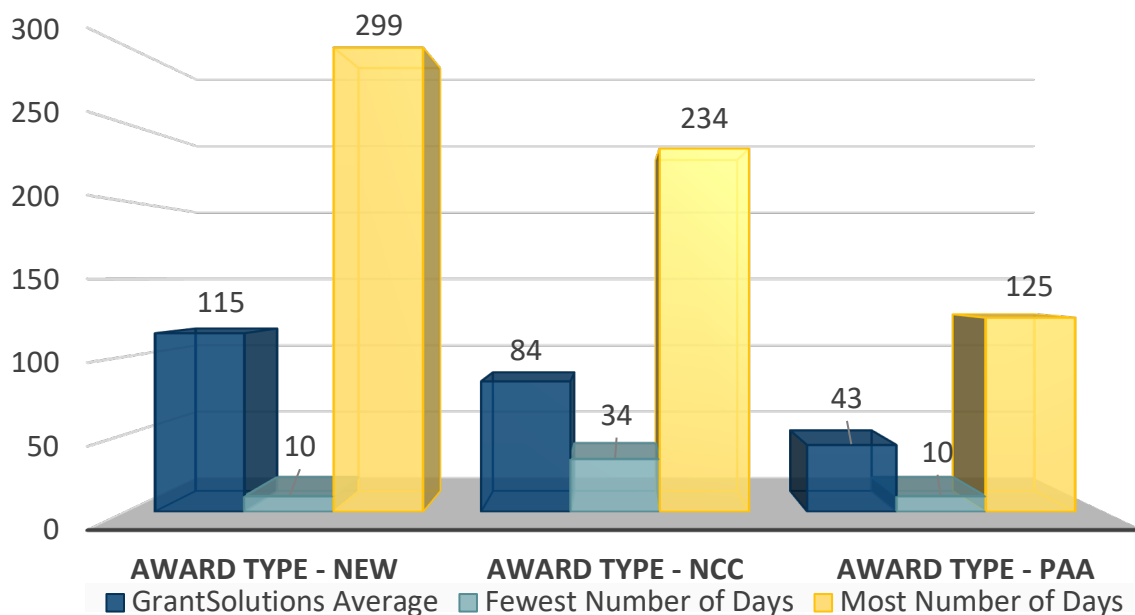


Awarded Amount by Type



A total of 65K Awards were issued at \$31.75B in FY18.

GRANTSOLUTIONS PROCESSING TIME AVERAGES





Business Intelligence

ERS TRANSITION TO BI DASHBOARDS

Following an extensive pilot, GrantSolutions Business Intelligence (BI) Dashboards will be replacing the current ERS Reporting service. The BI Dashboards bring helpful new insights to grants managers and staff. BI Dashboards provide all the data from ERS reports with improved ease of use and a better user experience.

Timelines:

- April - November 2018: GrantSolutions is working closely with Partners to ensure all ERS data is available and easily displayed in the transition to BI.
- Partners transition from ERS to BI.
 - October 31st, 2018: OGCR, ONC, OASH, DHS, Denali, ASPR, HRSA, HIS, SSA, HUD
 - January 31st, 2019: CDC, Treasury, CMS, DOT/PHMSA, DOT/FMCSA, DOT/FRA, ACL, ACF
- March 2019: ERS fully retired and removed from the GrantSolutions system navigation.

If you have any questions about the transition from ERS to BI Dashboards, please use one or all of the resources below:

- Reach out to your Partner Services Representative.
- GrantSolutions Help/Support within the system:
 - inSight resources
 - Videos of how to use BI dashboards
 - ERS report mapping to BI dashboards
 - inSight overview- provides an inventory of available dashboards
- Request a BI dashboard demonstration: The BI team is available to offer Partners demonstrations and discussions regarding the BI transition and the functionality for the new reporting tool in general.

OVERVIEW OF BI TOOL

GrantSolutions provided a demonstration of BI navigation, features, and a few reports that assisted many Partners in [streamlining year end processing](#).

One enhancement coming in FY19 is a new BI Table of Contents (ToC) landing page where users can directly access dashboards. This new landing page summarizes each dashboard so users can decide which report is needed at a glance. To further minimize search time, users can tag frequently used reports in a specific dashboard as “favorites”, which can then be quickly accessed for future use.

Final Thoughts: The GrantSolutions Team would like to receive Partner feedback and highly encourages Partners to use the tool as much as possible. With your inputs and feedback, the BI dashboards capabilities can be increased and tailored to meet the needs of each program.



Product Initiatives

GrantSolutions products and services are driven by the mission needs of Partners, legislation, and the strategic objectives of the Administration, including the President's Management Agenda (PMA).

Continuing a FY18 priority, GrantSolutions will focus on improving the user experience in FY19. In FY18, GrantSolutions worked with a world class usability design talent to research and determine how the system could be improved to help accomplish tasks in a more streamlined manner. Thank you to all who participated in those research groups.

The long-term goals for the usability of GrantSolutions are:

- System stability and performance: scale to meet growth of the GrantSolutions Partnership and eliminate scheduled downtimes.
- System-to-system interfaces: enable all Recipient and program capabilities so that Recipient systems can interface directly with Grantor systems and so that Grantor users don't have to leave the system to search for data that already exists in other government systems.
- Navigation and workflows: promote a seamless experience, determined by how users work through an award and workflows are no longer segmented into functional silos.

These exciting initiatives will take time. GrantSolutions will continue to work in an iterative fashion, drawing on feedback from users, to deliver these capabilities as they become available.

The first usability improvement focus is on the Grant Recipient Experience. A demonstration of the improved design of the Federal Financial Report (FFR) was shown during the UGM. If you are interested in participating in GrantSolutions initiatives to improve end-user experiences, please contact your Partner Services Representative.

Machine Learning and Artificial Intelligence

One of the main requests from Partners at the past few User Group Meetings has been better ways to manage risk. This includes pre-award risk assessments prior to giving out grant funds, and post-award assessments to determine how well an organization is performing.

Over the past year, GrantSolutions has been working with a team from Johns Hopkins on a Machine Learning Initiative, Recipient Profile, to analyze data from the GrantSolutions ecosystem, other government systems, and public sources. This enables Partners to make data-based decisions which helps manage risk throughout the entire grant process.



RECIPIENT PROFILE 1.0

In early October, GrantSolutions launched Recipient Profile 1.0, the first product to make use of research in machine learning and artificial intelligence. The Recipient Profile gathers and analyze key data from GrantSolutions, USASpending, SAM.gov, and the Federal Audit Clearinghouse and brings it together in one easy place for a quick review of a recipient organization.

GrantSolutions provided a demonstration of the current Recipient Profile 1.0 capabilities, such as how using advanced machine learning can predict the likelihood of a Recipient audit finding in the next year at 96% confidence level. Since this is only the first iteration of this feature, the majority of the conversation was focused on what additional features would be most beneficial to Partners.

Upcoming features requested by Partners:

- Draw-down / Expenditures
- Non-Profit Data
- Corruption Indices
- SF-425 FFR
- Progress Reporting
- Project Assessments / Risk Assessments
- Program-Specific Data
- Social Media / News Sources

All Partners are encouraged to contact their Partner Services Representative to begin using the Recipient Profile 1.0, and to provide thoughts and feedback on what you would like to see added or improved next!