

GrantSolutions User Group Meeting

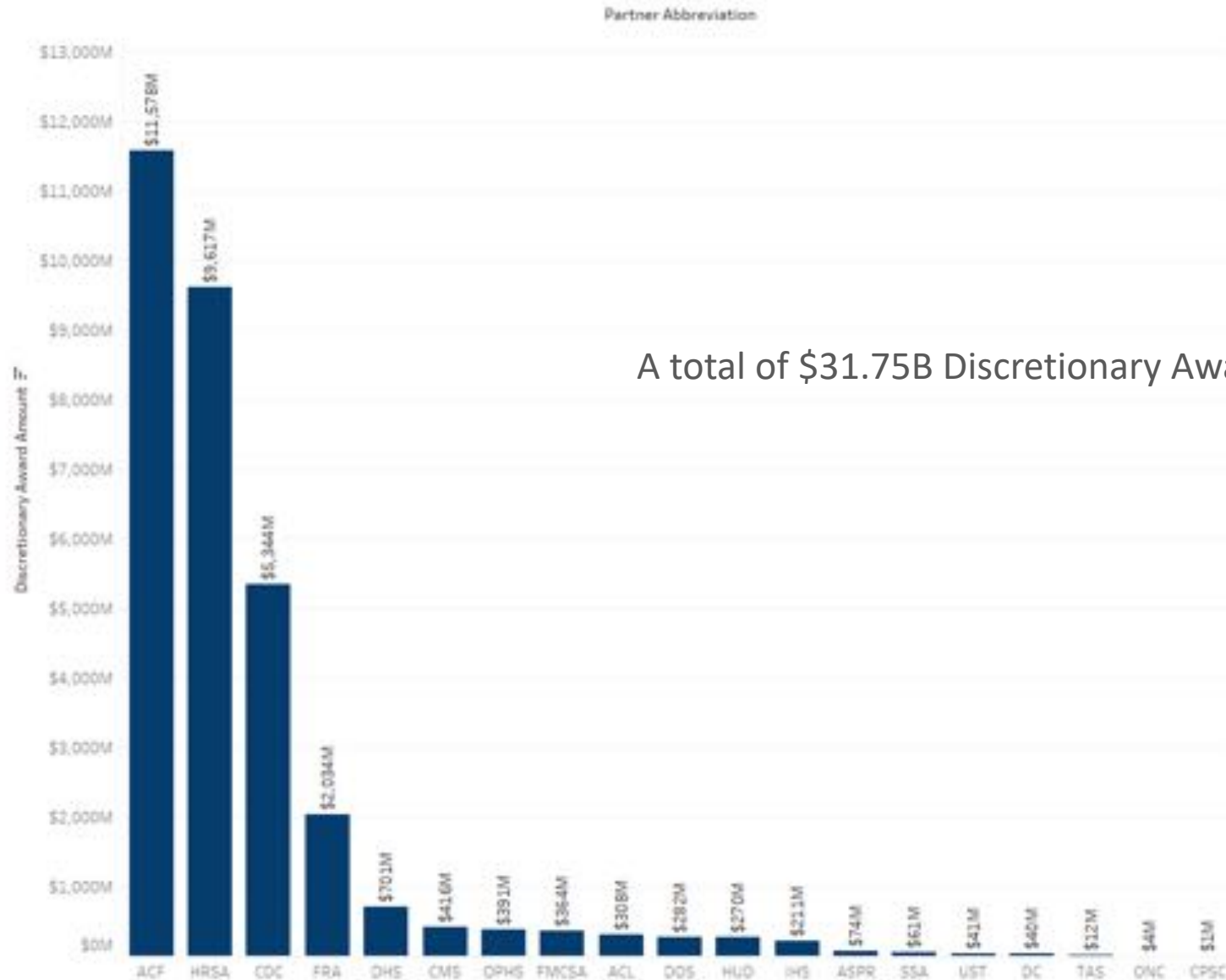
October 11, 2018

Agenda

9:00-10:00	Overview
10:00-10:10	Break
10:15-10:50	Working Session 1
10:55-11:35	Working Session 2
11:40-12:20	Working Session 3

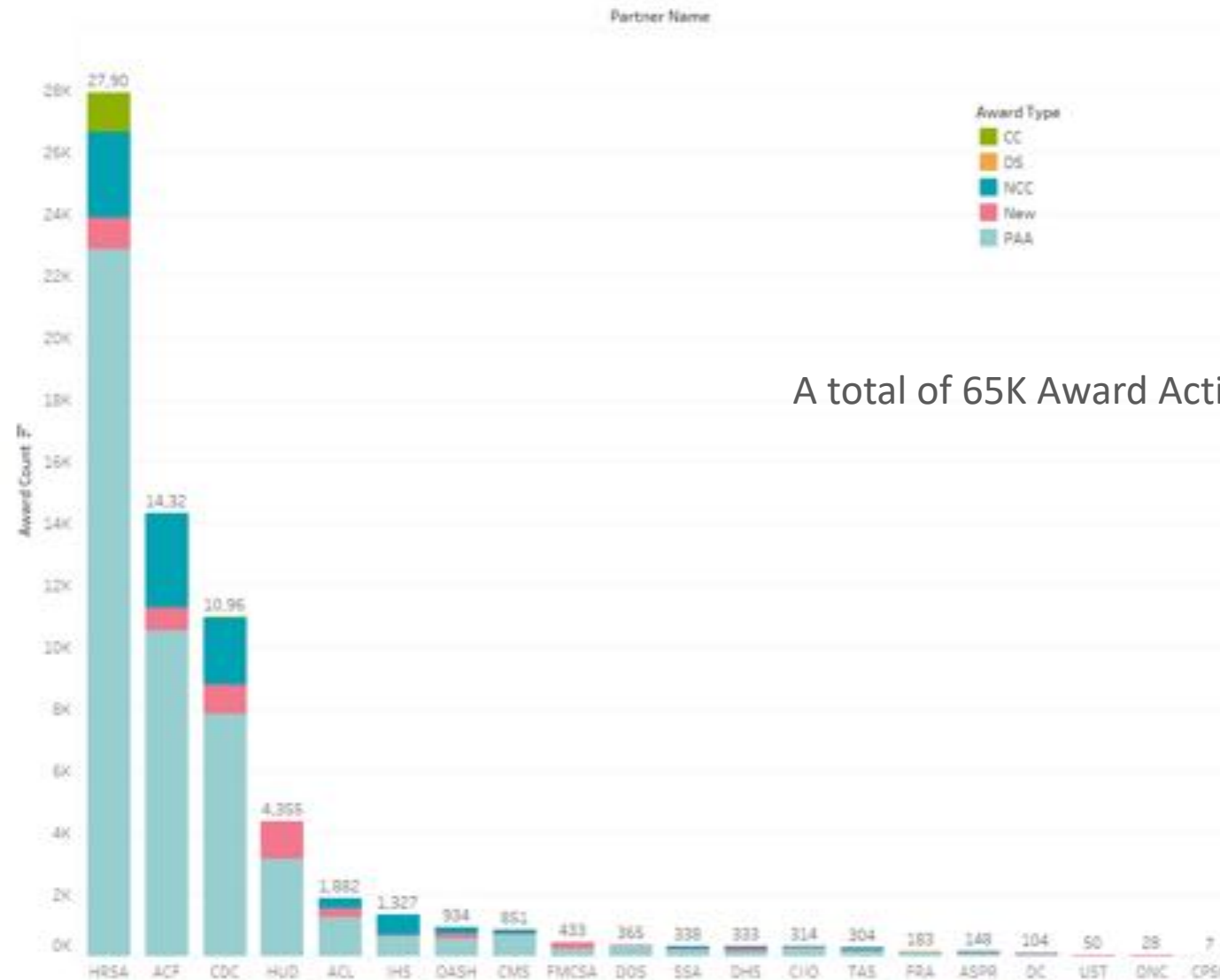
GrantSolutions FY 18 Year End

Discretionary Award Breakdown



A total of \$31.75B Discretionary Awards were issued in FY18.

Awards Issued by Partner

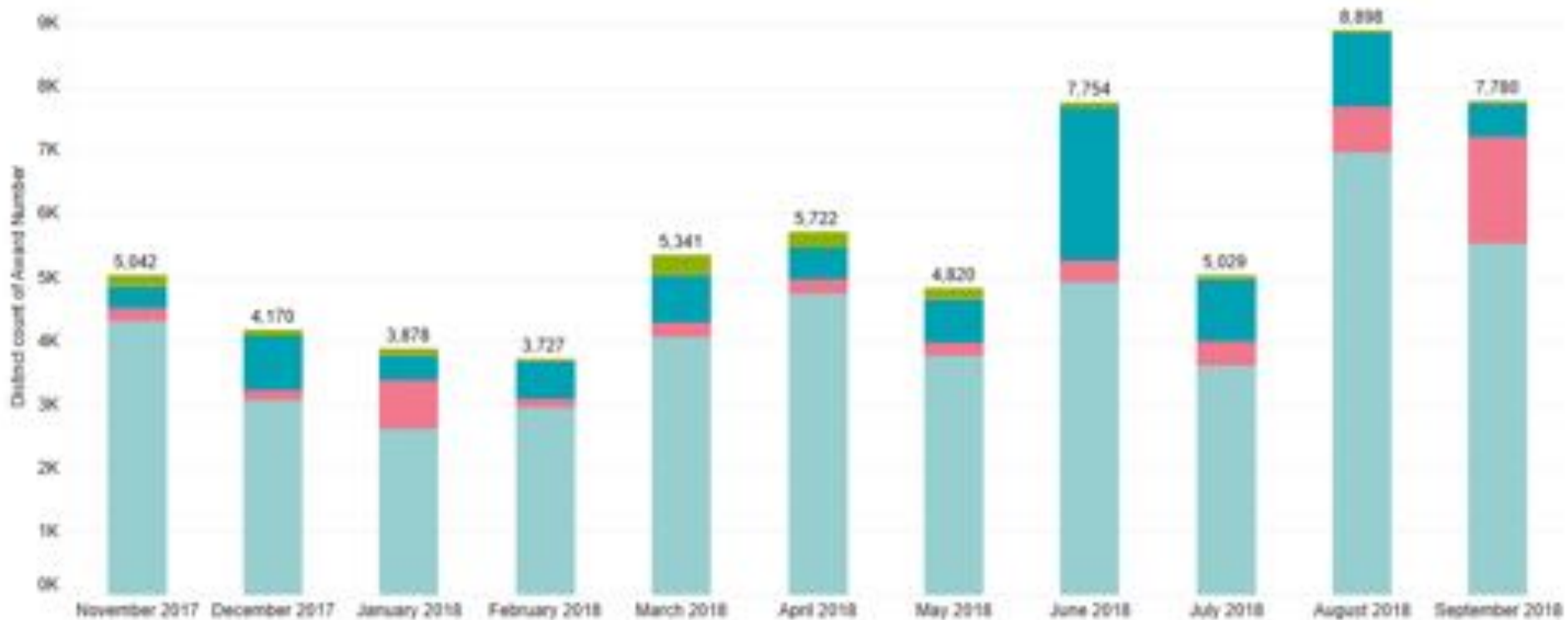


A total of 65K Award Actions were issued for FY18.

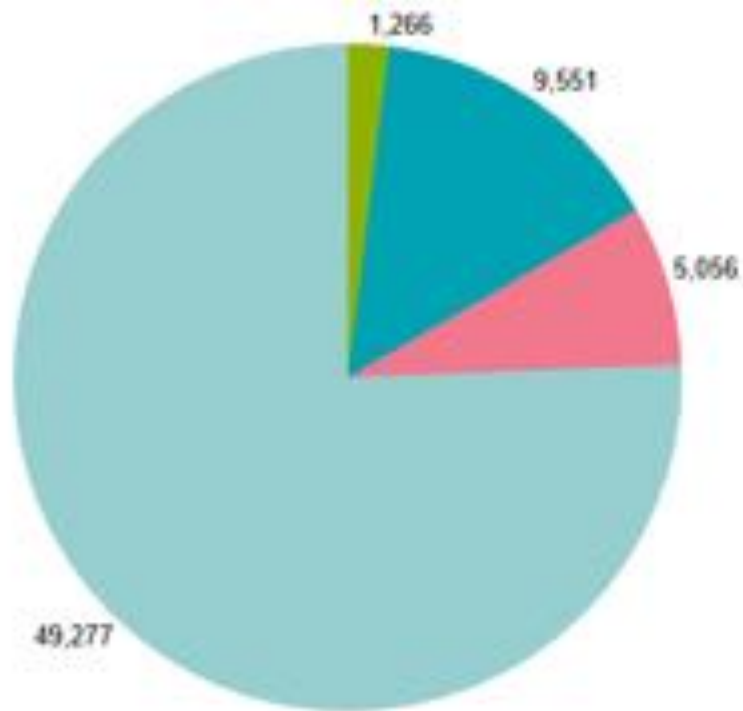
Awards Issued by Month

Award Type
 CC DS NCC New PAA

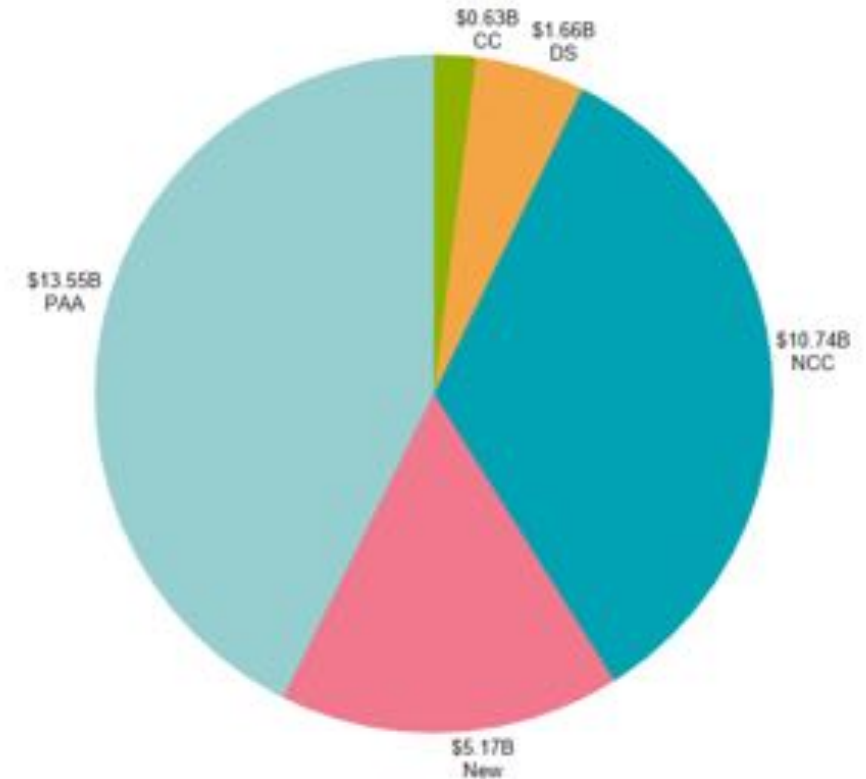
	New		NCC		PAA		CC		DS	
	No of Awards	Award Amount	No of Awards	Award Amount	No of Awards	Award Amount	No of Awards	Award Amount	No of Awards	Award Amount
FY 2018	5,056	\$5.17B	8,551	\$10.74B	49,289	\$13.55B	1,266	\$0.63B	11	\$1.66B



Award Actions by Type

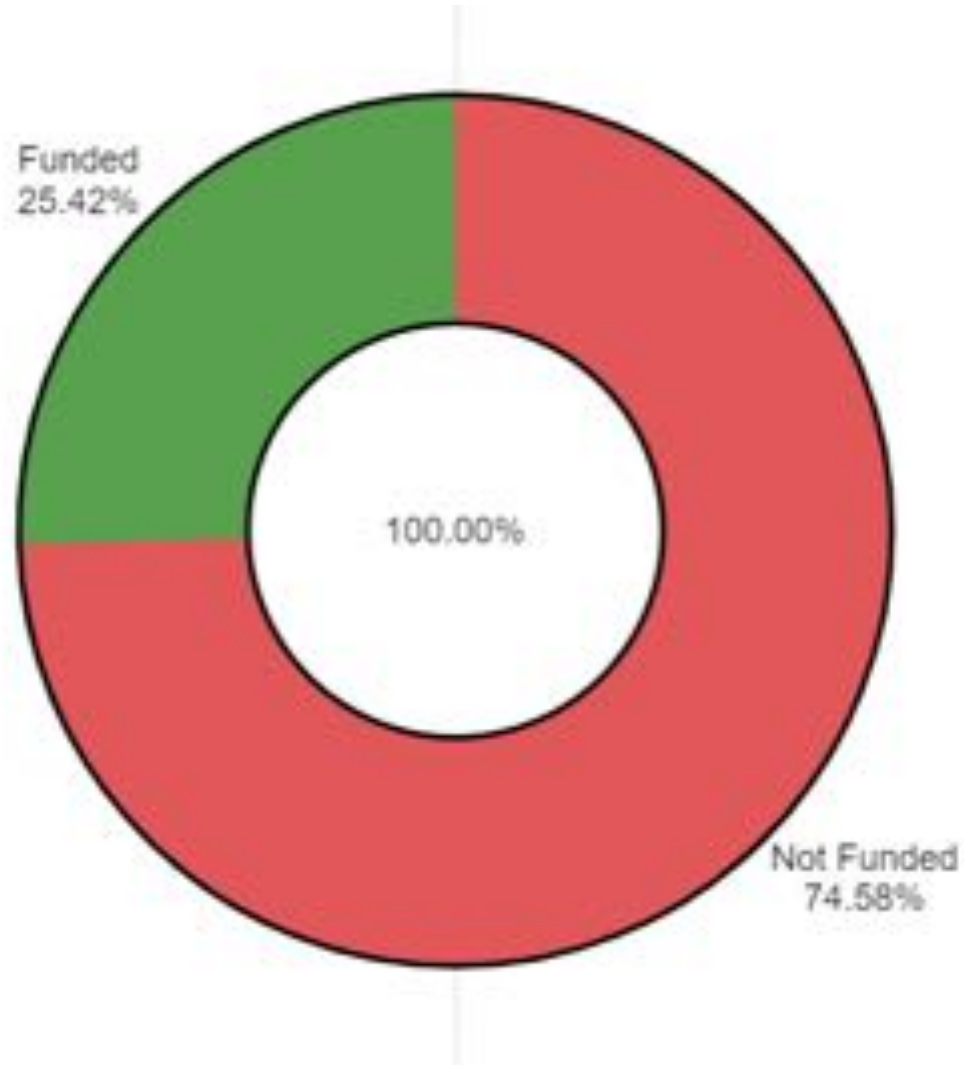


Awarded Amount by Type



A total of 65K Awards were issued at \$31.75B in FY18.

New Applications Decision Stats



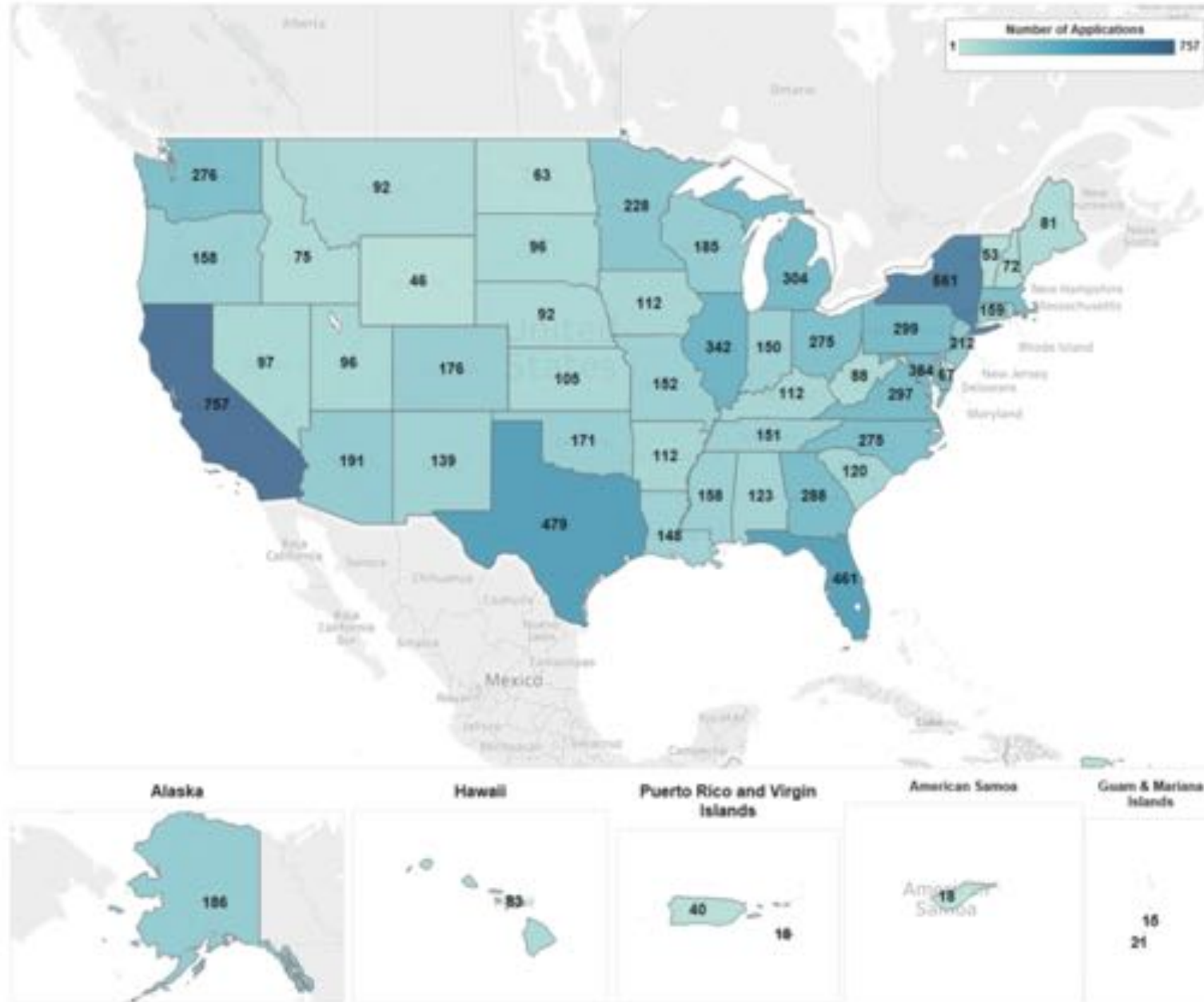
A total of 10,800 NEW Applications were received in FY18.

GrantSolutions Processing Time Averages

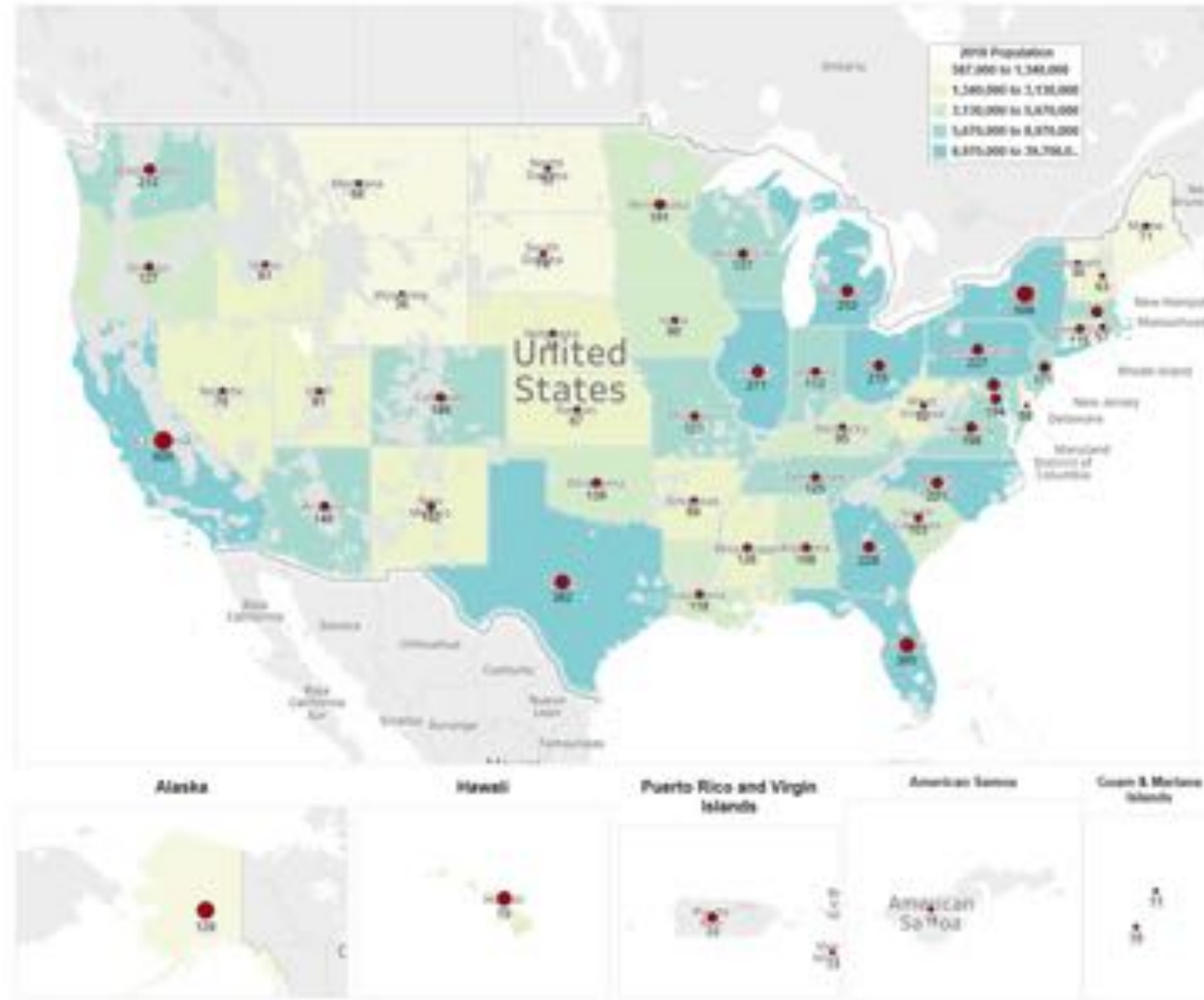
The averages are calculated between the time an application is received to the time an award has been issued.

Award Type - NEW	Average Number of Days
GrantSolutions Average	115
Fewest Number of Days	10
Most Number of Days	299
Award Type - NCC	Average Number of Days
GrantSolutions Average	84
Fewest Number of Days	34
Most Number of Days	234
Award Type - PAA	Average Number of Days
GrantSolutions Average	43
Fewest Number of Days	10
Most Number of Days	125

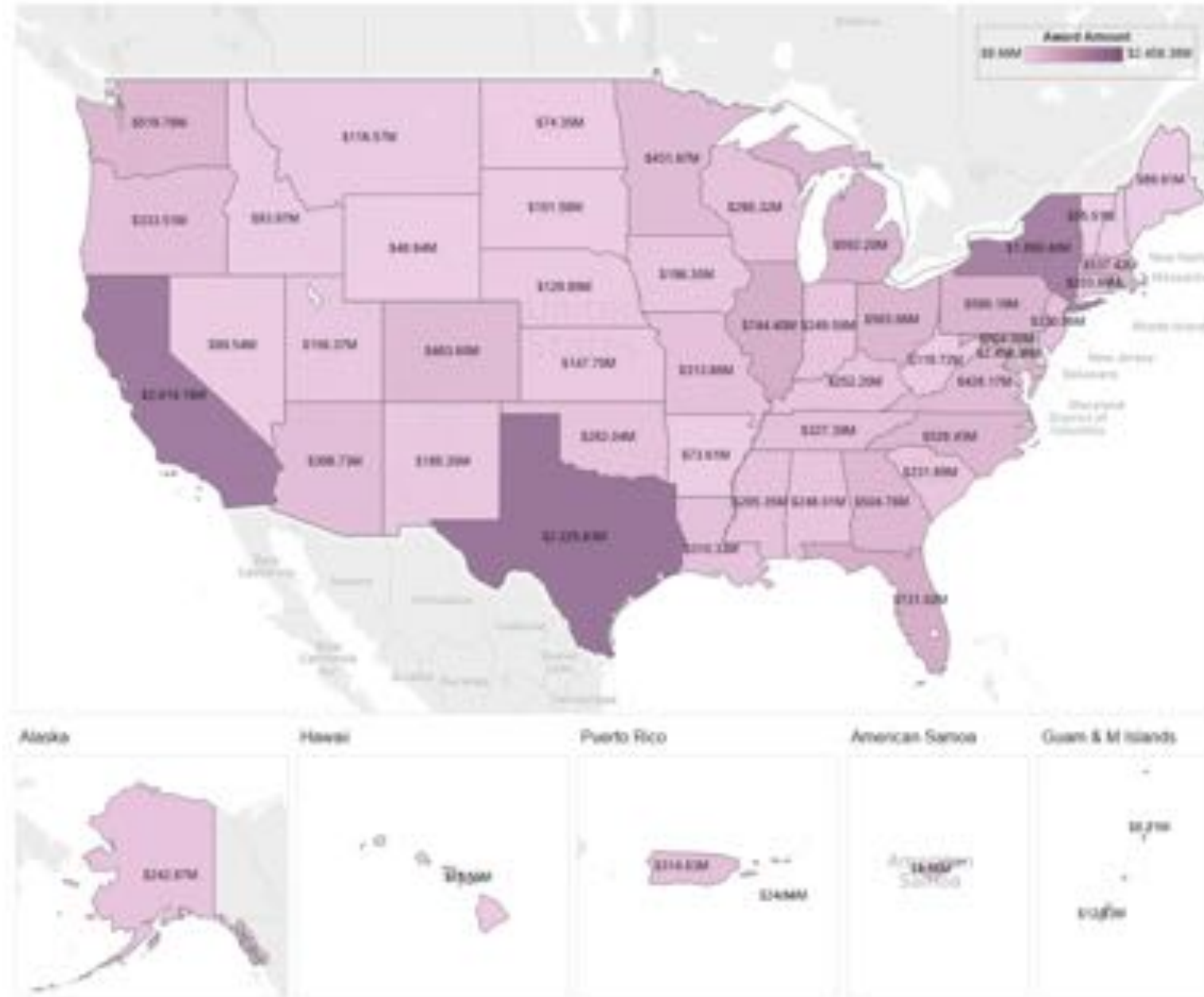
New Applications Received by State for FY18



US Population Gradient Map Superimposed with Applications Received



Award Amount Issued by State for FY18



US Population Gradient Map Superimposed with Awards Issued



GrantSolutions FY19

FY19 Priorities

Improving the User Experience over the next few years GrantSolutions will be redesigned to become a more streamlined, intuitive, and responsive platform of services that will reduce workload and help Partners better achieve

- **Dramatically Reducing Recipient Burdens** by improving the user experience for Grantees so they can spend less time on administrative tasks and more time on mission-critical activities.
- **Improving Grant Risk Management** through the Recipient Profile gathering publicly available data from multiple sources and combining it in an easy-to-understand tool to help grantors quickly learn more about grantee organizations. What once took hours and days can now be achieved in seconds.
- **Demonstrating the Return on Federal Grant Investments** by expanding business intelligence and data analytics capabilities GrantSolutions can help agencies better understand the data associated with their grant programs.

New Features Available October 2018

Self Account Registration

- Reduce time spent on administering GrantSolutions accounts by enabling electronic user account requests.
- Submit new Applicant, Recipient, and Grantor accounts through an electronic form.

Track Restrictions

- Allows users to track funding restrictions within GrantSolutions.
- Grantors: add, track, update, and close funding restrictions in GrantSolutions
 - A link to the new *Funding Restrictions* page is added to the "Award Processing - Award Overview" screen
 - Search for and view restrictions by clicking a new icon from the "Grants List" screen
- Grant Recipients: view and respond to restrictions from the "My Grants List" screen
- Notifications are sent a pre-defined number of days prior to the due date of the restriction

Improving your User Experience Overview

Improving the User Experience over the next few years GrantSolutions will be redesigned to become a more streamlined, intuitive, and responsive platform of services that will reduce workload and help Partners better achieve mission success.

System stability and performance

Scale to meet growth of partnership and eliminate scheduled downtimes.

System-to-system interfaces

All Recipient and program capabilities can be transferred from external systems and into external systems.

Navigation and workflows

Determined by how users work through an award; no longer segmented into silos.

Recipient Experience Demo

Applying Emerging Technologies

Driving Factors



Partner Needs

- Better user experiences
- Doing more with less
- Improving program outcomes



PRESIDENT'S MANAGEMENT AGENDA

President's Management Agenda

- Results-oriented accountability for grants
- Standardize data and interfaces
- Reduce grantee and grantor burden



Congressional Legislation

- DATA Act: Standard award data
- GREAT Act: Standard grantee reporting
- MGT Act: Tech transformation

Recent UGM Requests: Utilize Data for Better Risk Management!!!



Advancing our Capabilities

The past 10 years has been about **moving paper processes online**



Now technology exists that can help us **focus more time on higher value activities**

It provides us the opportunity to **rethink how we get things done**



Machine Learning: Examples



Filtering Content

Email Spam Detectors



Suggesting Interests

Amazon, Netflix




Detecting Fraud

Credit Cards

These commercial capabilities are now readily available and can be applied to grants management.

2017-2018: Piloting New Technology

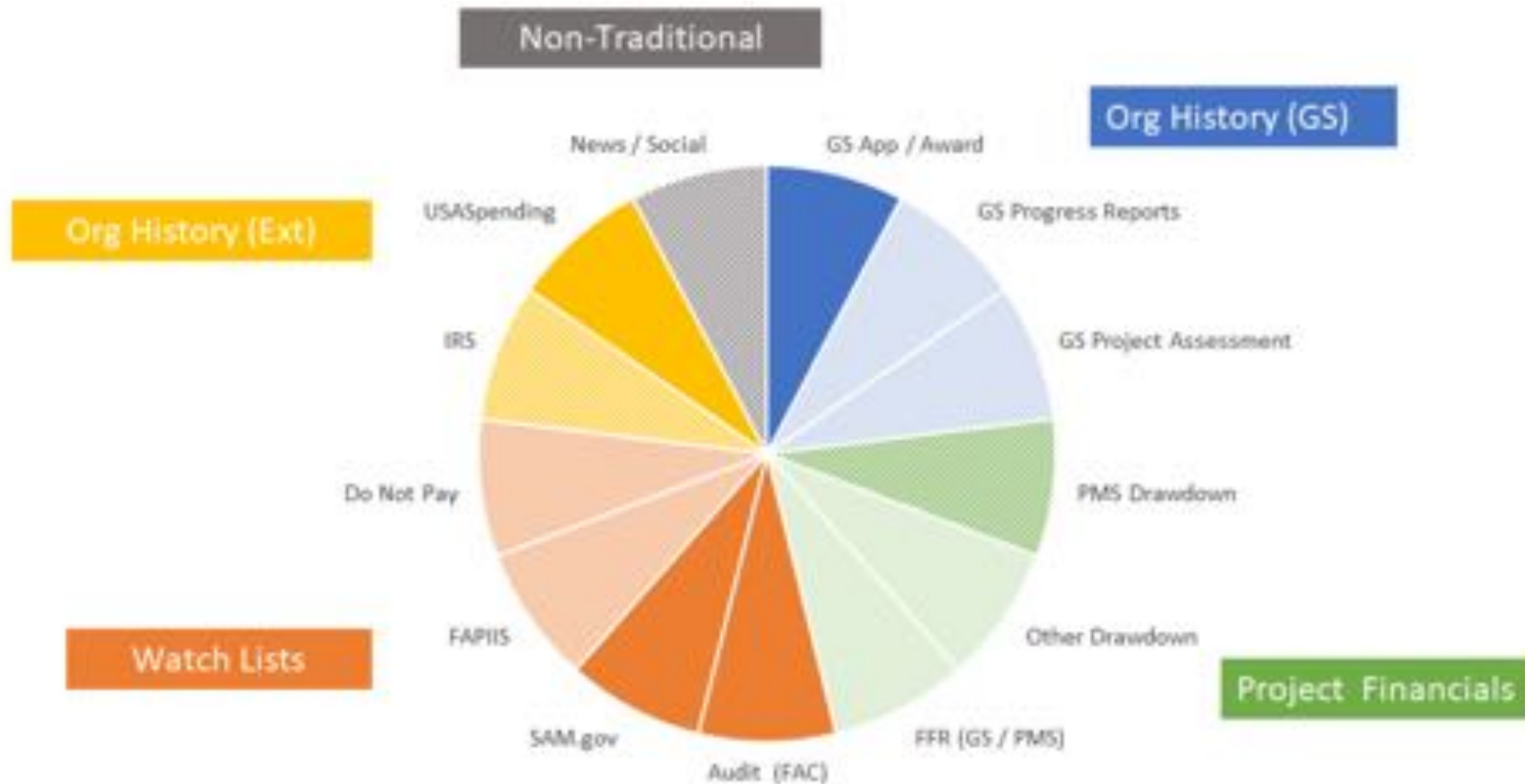
Partnered with faculty from Johns Hopkins to explore grants data:



What patterns do we see?

What areas are ripe for improvement?

Utilizing Data for a Comprehensive Picture



Partner Challenges




Mandated Assessments

Program and grants staff have to do pre-award and post-award risk assessments of recipient organizations



Interoperability Challenges

Program and grants staff have to do pre-award and post-award risk assessments of recipient organizations



Slow & Time-Consuming

Many external sites and data sources need to be checked to perform analysis



Increasing Workload...Fewer Staff

Less and less time to do all of this stuff!

Recipient Profile 1.0



Gathers key data from multiple different sources and presents it all in one place for **quick review**



Uses **advanced machine learning capabilities** to predict the likelihood of audit findings in the future year at **96% confidence level**

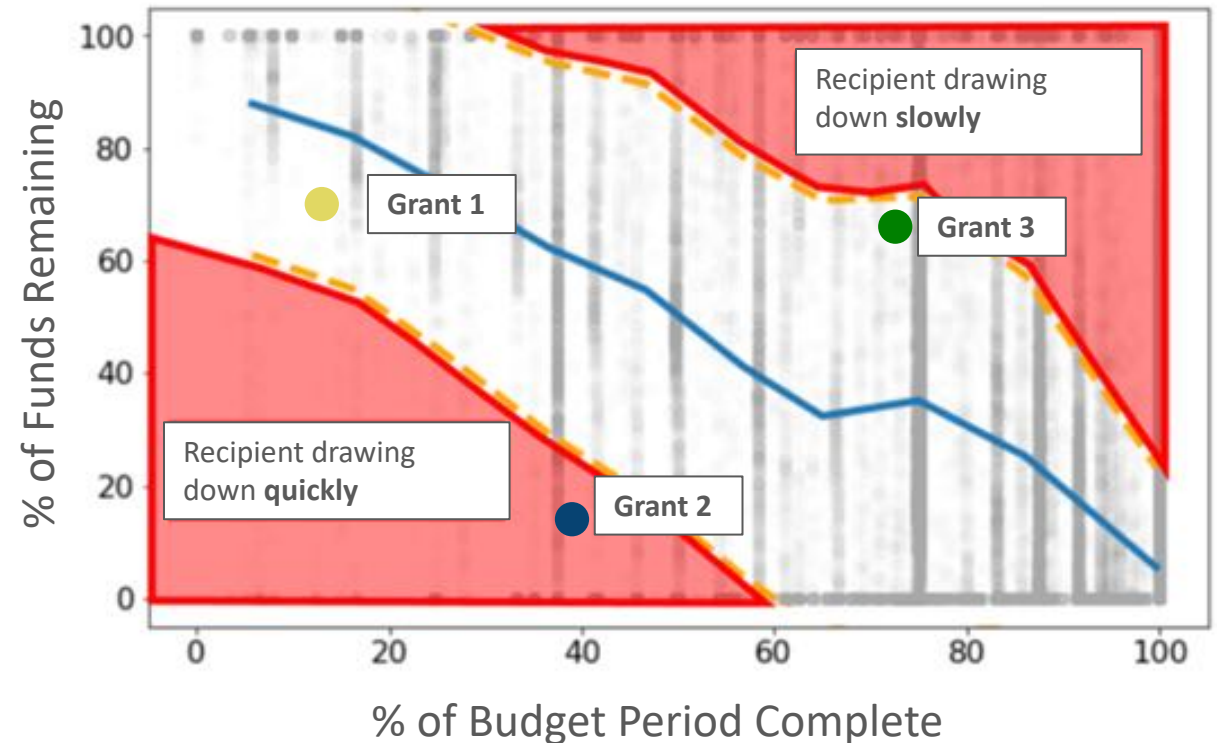
Demonstration

Upcoming Features

- **Closer GMM Integration:** Launch the profile from application and award processing screens
- **External System Integration:** Allow non-GMM systems to access the Recipient Profile
- **Add New Data Sources**
 - Draw-down / Expenditures
 - Non-Profit
 - Corruption Indices
 - SF-425 FFR
 - Progress Reporting
 - Project Assessments / Risk Assessments
 - Program-specific data
 - Social Media / News Sources

PMS Drawdown Profiles

- Tracking recipient drawdown is a key way for grantors to **monitor project progress** and prevent problems earlier in the process
- Using a **snapshot of all active grants**, we visualized how recipient funds typically deplete throughout a budget period
- We then create a central “**typical drawdown range**”
- We can then flag grants outside the range as “atypical”



Nonprofit Data: Basic Dashboard

INTERNATIONAL EDUCATIONAL SERVICES, INC | EIN #: 74-2478708 | Los Fresnos, TX | 2015

Total revenue: \$52,477,452	Total expenses: \$48,307,755	Total assets: \$13,378,511	Total liabilities: \$3,394,349
--------------------------------	---------------------------------	-------------------------------	-----------------------------------

Expenses and Sources of Income

Expenses			Sources of Income		
Type	Amount	% of total expenses	Type	Amount	% of total revenue
Salaries and wages	\$24,087,290	46% (1.6x avg*)	Total contributions	\$52,477,026	99%
Travel	\$3,008,098	5% (5x avg*)	Investment income	\$426	<1%
Office expenses	\$584,919	1% (0.4x avg*)			

Top Employees and Contractors

* Averages consider organizations of similar size (+/- 10% of total revenue)

Nonprofit Data: Top Employees & Contractors

INTERNATIONAL EDUCATIONAL SERVICES, INC | EIN #: 74-2478708 | Los Fresnos, TX | 2015 -- EOY

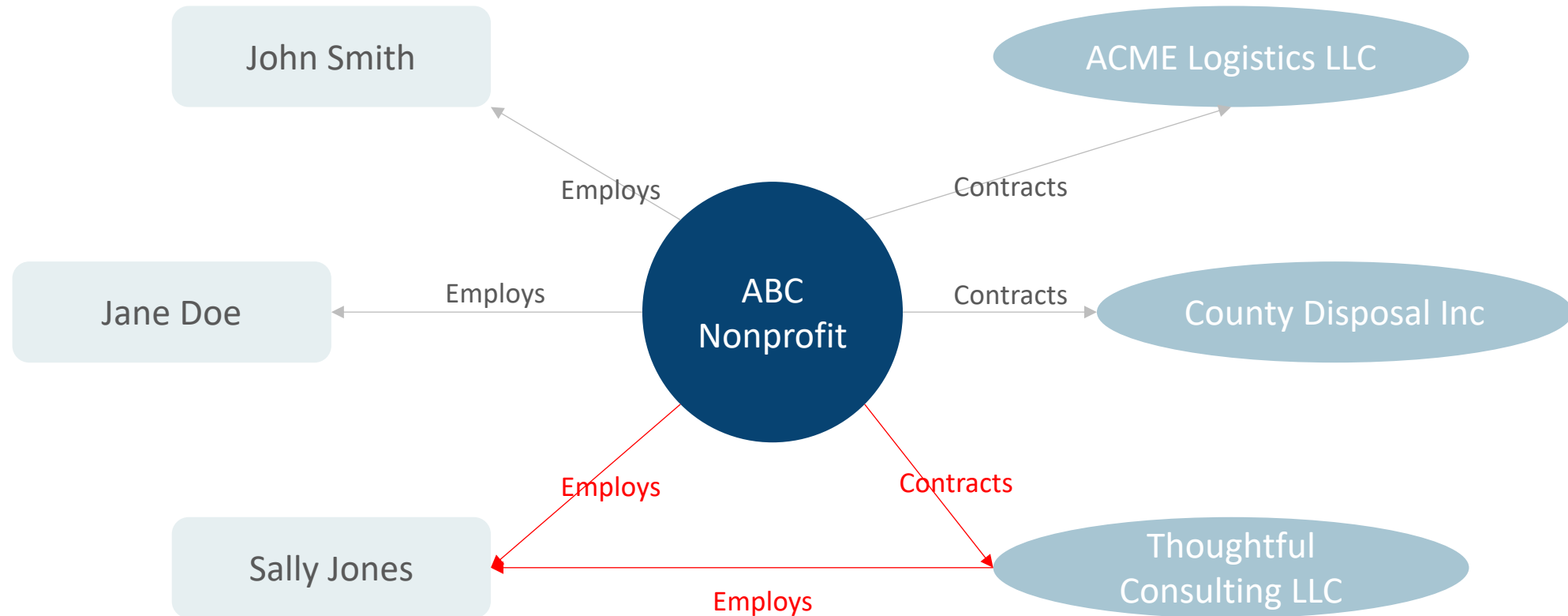
Total revenue: \$52,477,452	Total expenses: \$48,307,755	Total assets: \$161,167,843	Total liabilities: \$39,836,333
--------------------------------	---------------------------------	--------------------------------	------------------------------------

Expenses and Sources of Income

Top Employees and Contractors

Top Employees (total # employees salary > \$100k: 8)			Top Contractors (total # contractors paid > \$500k: 5)		
Name	Position	Compensation	Company Name	Service	Compensation
RUBEN GALLEGOS PHD	President	\$646,042	DANNY YBARA CONSTRUCTION	BLDG REP/ MAINT	\$3,857,819
RUBEN GALLEGOS JR	COO	\$632,040	CHUY'S CUSTOM SPORTS	SUPPLIER-VAR	\$3,132,763
JUAN J GONZALEZ	CFO	\$515,677	HECTOR PENA		\$326,405

Nonprofit Data: Network Analysis





What Else?

Share your ideas in
the breakout session

Updates

User Account Certification and Management

Annual User Recertification

- Beginning in 2019, Partners will be required to recertify and verify user accounts are associated with the appropriate office and role.
 - The report “Active User Accounts for Grant Service, Program Service, and Program Headquarters Offices” will be sent the first week of January.
 - Partner user certification responses are due on or before January 31st, 2019.

Monthly Account Management Tools

- GrantSolutions will provide a monthly suite of reports that address critical account monitoring needs; including the following reports:
 - User with all Critical Roles
 - User Accounts created in GrantSolutions
 - User Accounts Disabled in GrantSolutions

Support for Partner Responses to OMB M-18-24

OMB issued a memorandum outlining Strategies to Reduce Grant Recipient Reporting Burden.

- Issued in response to the Digital Accountability and Transparency Act (DATA Act)
- **Calls on agencies to gather data and provide a series of formal responses** to support this government-wide initiative:
 - Centralized Certifications and Representations
 - Agency Evaluation of Recipient Data (Duplicative Data Collection)
 - Plans to Adopt Grants Management Data Standards (and utilize shared services)
 - Readiness Assessment

GrantSolutions has summarized the required agency actions and planned Partner support for these requirements.

- This information will be sent to your executive team on Tuesday, October 16th
- **Please let us know if there is someone specific you feel should receive this information so that we can ensure we are effectively supporting your agency in this effort.**

HHS Re-Imagine Initiative

HHS Re-Imagine Initiative

- Standardize Notice of Award (NOA)
 - HHS formed a workgroup to standardize NOA
 - Currently 20 different NOA's across HHS
 - Workgroup Goal:
 - Standardize data elements for a NOA coversheet based on 2CFR, CDER and DAIMS
 - Ensure each element has a standard definition
 - Design new format for the NOA coversheet
 - Provide grant recipients a way to receive NOA data from Federal grant systems into their own



Notice Of Award

Recipient Information

Recipient Name:
University of American Medical Colleges
Address Line 1:
Address Line 2:

Congressional District of Recipient:
07

EIN:
00-0000000

Recipient's Unique Entity Identifier:
XXXXXXXXXX

Payment System Account Number:
XXXXXXXXXXXX

Principal Investigator or Program Director:
Mr. Scott Simpson

Authorized Official:
Mr. Ronald E. Davis
President
ronald.davis@umc.edu
555.555.5555

Federal Agency Information

Awarding Official:
Karen Johnson
Grants Officer
Centers for Medicare & Medicaid Services
ronald.davis@umc.edu
555.555.5555

Program Official:
John Doe
Program Officer
Centers for Medicare & Medicaid
Services@hhs.gov
555.555.5555

Federal Award Information

Statutory Authority: 42 USC 11151-11153Q	CFDA Number: 93.025	Award Action Type: New or Replenishment
Grant Document Number: XXXXXXXXXX	CFDA Name: State Planning and Establishment Grants for the Affordable Care Act (ACA) Exchanges	
FWS: NCA-0704		

Federal Award Project Title:
aCentralInfluents: Controlling Lands and Improving Quality at the Interface of Property
Care and Specialty Care

Federal Award Financial Information

Budget Period: 10/01/2017 - 09/30/2018	
USDA ACTION	
Amount of Federal Funds Obligated:	\$ 50,000
Carry over from Prior Budget Period:	\$ 25,000
Other Unobligated Balance of Federal Funds from Prior Budget Period:	\$ 50,000
Approved Direct Assistance:	\$ 0
Total Amount of Federal Funds Obligated:	\$ 0
Federal Approved by the Federal Awarding Agency:	\$ 100,000
Total Approved Cost Sharing or Matching, where applicable:	\$ 0
(Direct Cost Amount)	\$ 100,000
(Indirect Cost Amount)	\$ 0
Total Amount of the Federal Award:	\$ 200,000
Total Approved Cost Sharing or Matching, where applicable:	\$ 0

Authorized Treatment of Program Income:
Program Income shall be used with one of the following alternatives (A, Additional Costs:

Is the Award B&B?
Yes

Remarks

See attached Terms and Conditions

Grants Management Officer - Signature:
Karen A Johnson

Federal Award Date:
09/12/2018

Accounting Information

Object Class: 000000

Document Number	PS - Income Number	Sub Account	Amount	Appropriation

Standard Notice of Award (NOA) – Conceptual Design

Working Sessions

Instructions

Format

- Speakers will rotate tables for each of the three sessions, participants will remain in the same location
- Each Working Session will last for 45 minutes
- One Working Session will be held in 505A, 425, and 405

Discussion Topics

- **Business Intelligence:** Discuss current reporting capabilities and where reporting capabilities are headed. See how BI reports have helped different Partners reduce year end efforts and help GrantSolutions understand what type of data and reports would make your job easier.
- **Product Initiatives:** Learn about current and upcoming initiatives in the GrantSolutions ecosystem, from progress reporting to FFR to an updated grantee experience, and help prioritize what is most important to you.
- **Machine Learning and Artificial Intelligence:** Discover how machine learning and artificial intelligence can help you spend less time on administrative tasks and what GrantSolutions is working on developing to help achieve your mission with these emerging technologies.

Visit GrantSolutions.gov