

GrantSolutions Partners:


FY19 BY THE NUMBERS

GrantSolutions Partners had another fantastic year, investing more than \$80B in thousands of grant recipient organizations across the United States and around the world.



1,100

ANNOUNCEMENTS



17,430

SUBMITTED APPLICATIONS



\$80.03B

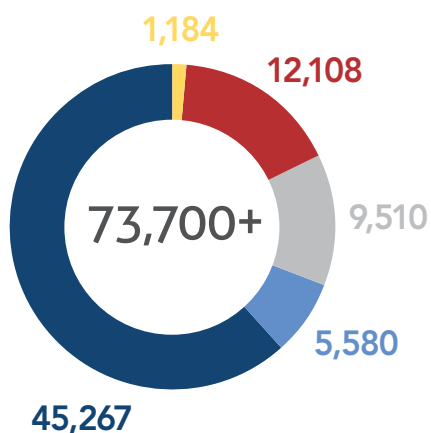
AWARD AMOUNT

Breakdown

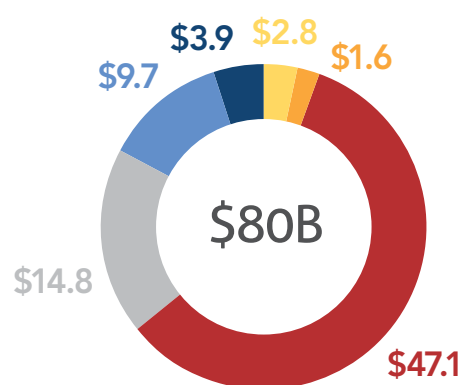
Discretionary awards make up a smaller portion of total Federal dollar investments but require many more steps to support the competitive selection of grant recipients.

- Competing Continuation (CC)
- Directed Supplier (DS)
- Mandatory
- Non-Competing Continuation (NCC)
- New Funding Opportunities (New)
- Post-Award Amendment (PAA)

Number of Awards Issued by Award Type



Award Amount by Award Type (in Billions)

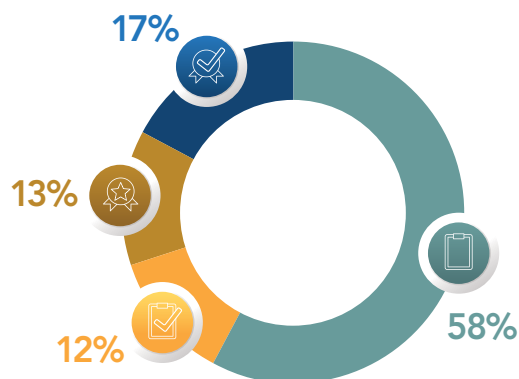




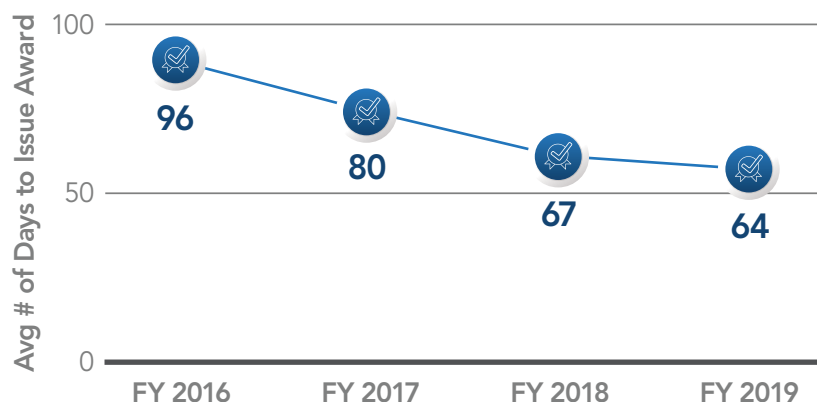
Award processing times differ throughout GrantSolutions depending on Partner and award type. 58% of Processing time takes place between Application receipt and Funding Memo Creation, while Award Creation to Award Issuance comes in second at 17%. The average number of days to issue an award over the last 4 years significantly decreased from 96 days in FY 2016 to 64 days this year.

The Award Actions processed per month greatly increased from 2,097 actions in October 2018 to 6,096 in September 2019.

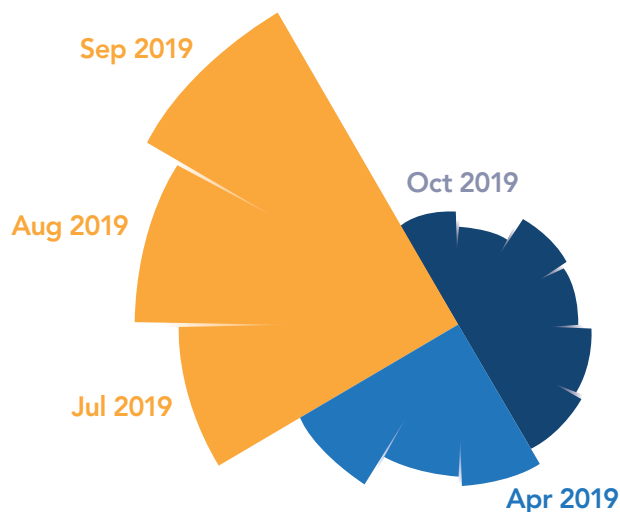
Processing Time for GrantSolutions (by Percentage)



Average Number of Days to Issue an Award in the Last 4 Years



Award Actions Processed by GrantSolutions (by Month)



Number of Award Actions Processed (per Month)

