

Non-Competing Continuation Funding Memo and Award inSight User Guide GrantSolutions

January 23, 2018

Table of Contents

OVERVIEW DESCRIPTION	1
NON-COMPETING CONTINUATION (NCC) COMPARISON AWARD DASHBOARD.....	2
FISCAL YEAR 2018 PENDING NCC AWARD DETAILS.....	4
NON-COMPETING CONTINUATION (NCC) AWARD PROCESSING BREAKDOWN	5
NON-COMPETING CONTINUATION (NCC) DOLLAR AMOUNT AWARDED COMPARISON DASHBOARD	6

Overview Description

The purpose of the Non-Competing Continuation (NCC) Funding Memos and Awards Dashboards is to:

- Enable comprehensive analysis and comparison between NCC Funding Memos approved and NCC Awards issued during different fiscal years
- Break down fiscal years into months to compare pending NCC Awards
- Track how much money has been awarded based on Program or Grant Program

If you have further questions about the dashboards, please feel free to view our FAQ and videos.

Non-Competing Continuation (NCC) Comparison Award Dashboard

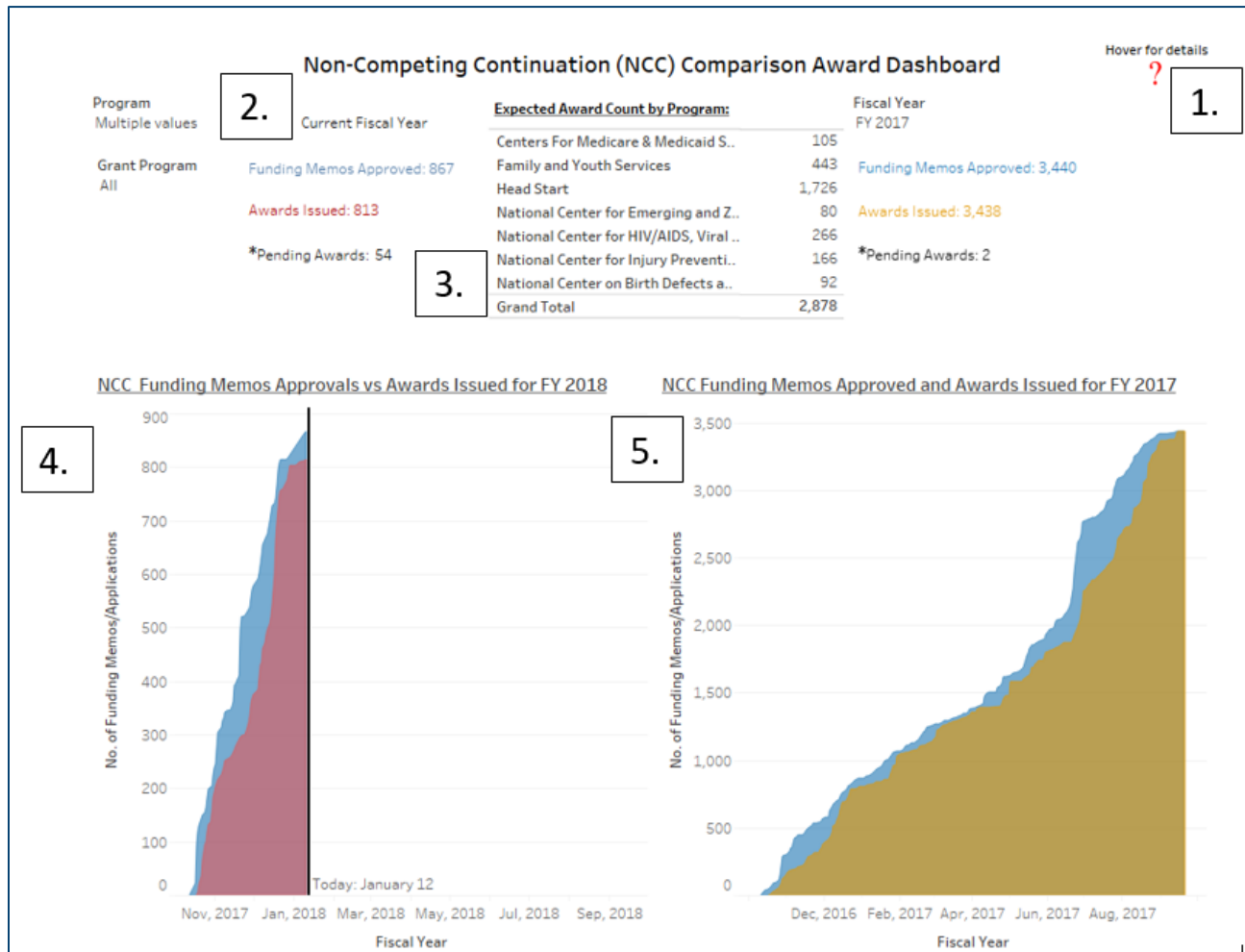


Figure 1: Non-Competing Continuation (NCC) Comparison Award Dashboard

1. The help section of the dashboard can be viewed by hovering over the red question mark in the top right corner of the dashboard. By hovering over the question mark, you can view instructions on the dashboard you are currently viewing. The text when hovering over a question mark may be different across dashboards so be sure to make that the first place you stop when viewing a new dashboard.
2. The total number of Funding Memos Approved and Awards Issued for the Area Chart are displayed in the bottom left of the dashboard. Each field is color-coded accordingly except Pending Awards. (Pending Awards are defined as Awards which have had a funding memo approved but not yet issued.) To see more details about these awards, click the Pending Awards field.

3. This table displays the expected number of awards by Program. Filters for specific Programs or Grant Programs are located on the left-hand side of the dashboard.
4. The area chart displays the running total of Funding Memos approved and Awards issued for the current fiscal year. As the year progresses, the chart will gradually transform into a chart similarly to the one on the right. This chart visualizes the number of pending and approved Awards for approved Funding Memos.
5. This area chart can be used to compare previous fiscal years to the current fiscal year. Select a previous fiscal year at the top right of the dashboard.

Fiscal Year 2018 Pending NCC Award Details

FY 2018 Pending NCC Awards Details							
Grant Program	Organization	Application Number	Application Status	Funding Memo Sta..	Award Status	Requested Federal Amount	Award Amount
CE14-1401.NUF2 RAPE PREVENTION AND EDUCATION PROGRAM	Alabama Department of Public Health	NUF2CE2018000305	Review in Progress	Approved	Null	\$559,078	1.
	Arizona Department of Health Services	NUF2CE2018000316	Review in Progress	Approved	Null	\$683,560	
	ARKANSAS DEPARTMENT OF HEALTH	NUF2CE2018000326	Review in Progress	Approved	Null	\$415,095	
	Colorado Department of Public Health and Enviro..	NUF2CE2018000314	Review in Progress	Approved	Null	\$709,459	
	CONNECTICUT DEPT OF PUBLIC HEALTH	NUF2CE2018000321	Review in Progress	Approved	Null	\$465,940	
	DELAWARE DEPT OF PUBLIC HEALTH	NUF2CE2018000296	Review in Progress	Approved	Null	\$259,201	
	Department of Health Minnesota	NUF2CE2018000310	Review in Progress	Approved	Null	\$599,573	
	Department of Health, Utah	NUF2CE2018000330	Review in Progress	Approved	Null	\$403,349	
	Government of District of Columbia	NUF2CE2018000322	Review in Progress	Approved	Null	\$236,317	
	Government of Guam -- Department of Administ..	NUF2CE2018000302	Review in Progress	Approved	Null	\$44,875	
	Health & Family Services, Kentucky Cabinet for	NUF2CE2018000331	Review in Progress	Approved	Null	\$485,944	
	Health & Human Services, Michigan Department of	NUF2CE2018000291	Review in Progress	Approved	Null	\$953,366	
	HEALTH & MENTAL HYGIENE, MARYLAND DE..	NUF2CE2018000318	Review in Progress	Approved	Null	\$635,853	
	Health & Social Services, Alaska Department of	NUF2CE2018000287	Review in Progress	Coordinator Review	Null	\$244,700	
	Health and Environmental Control, South Carolina	NUF2CE2018000299	Review in Progress	Approved	Null	\$547,153	
	Health and Human Resources, West Virginia..	NUF2CE2018000334	Review in Progress	Approved	Null	\$332,981	
	Health and Human Services, North Carolina ..	NUF2CE2018000311	Review in Progress	Approved	Null	\$926,472	
	HEALTH DEPARTMENT, OKLAHOMA STATE	NUF2CE2018000303	Review in Progress	Approved	Null		
	Health Research, Inc.	NUF2CE2018000297	Review in Progress	Approved	Null	\$1,829,744	
	HEALTH, FLORIDA	NUF2CE20180003	Review in	Approved	Null	\$1,642,276	

Figure 2: Fiscal Year 2018 Pending NCC Award Details

After clicking Pending Awards on the previous page, you will be brought to a Details sheet.

1. Hovering over the Award amount will display a Tooltip that condenses information from all the other columns within the row.

Non-Competing Continuation (NCC) Award Processing Breakdown

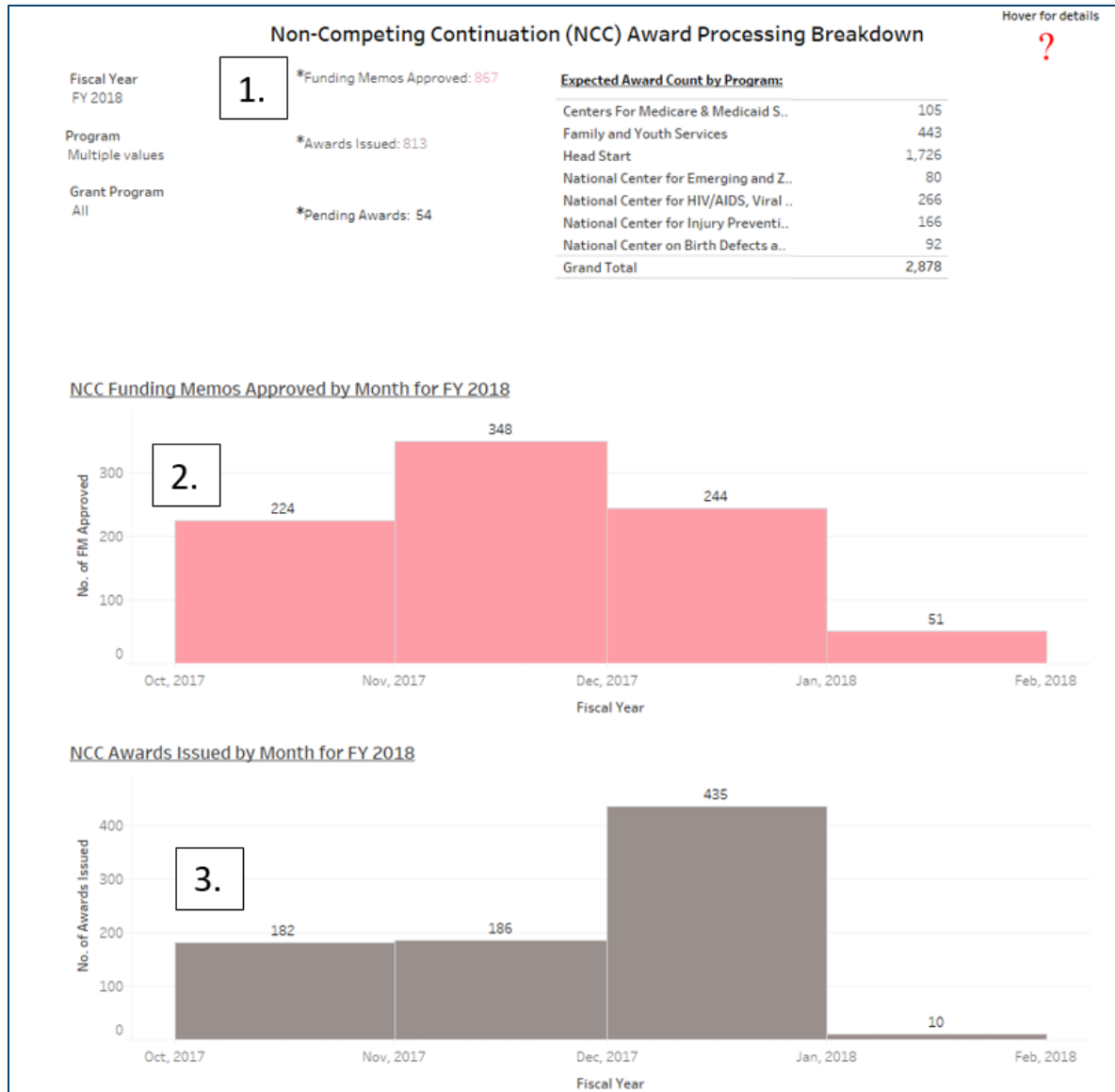


Figure 3: Non-Competing Continuation (NCC) Award Processing Breakdown

1. Click on “Pending Awards” to see the details for all Funding Memos approved or Awards issued.
2. The top bar chart represents the number of Funding Memos approved monthly during the selected fiscal year. To change fiscal years, select a different year on the top left Fiscal Year dropdown filter. Select a specific bar to see the details of all Funding Memos approved for that month.
3. The bottom bar chart represents the number of Awards issued monthly during the selected fiscal year. You can click on a specific bar to see the details of all awards issued in that relevant month.

Non-Competing Continuation (NCC) Dollar Amount Awarded Comparison Dashboard

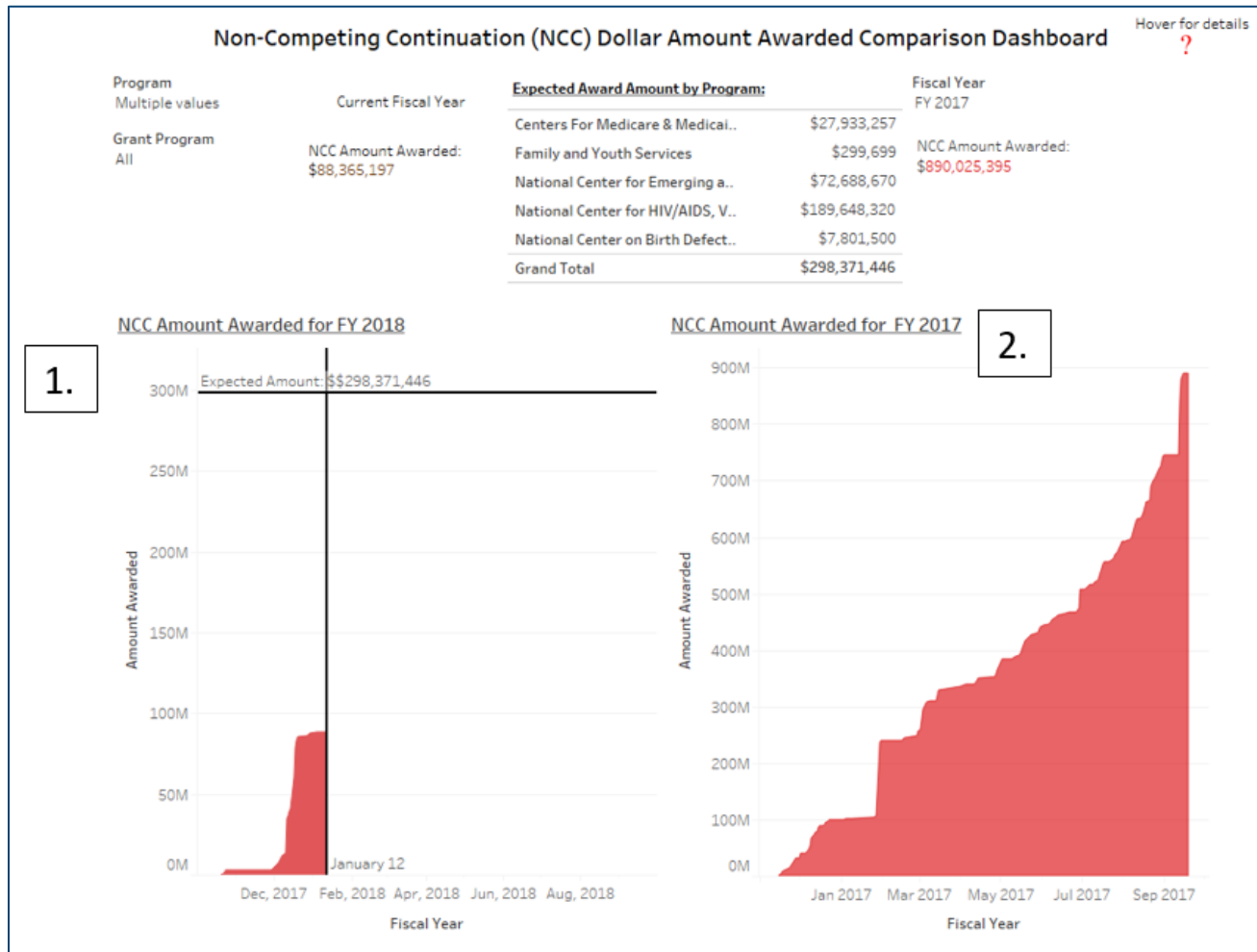


Figure 4: Non-Competing Continuation (NCC) Dollar Amount Awarded Comparison Dashboard

This dashboard represents the dollar amount awarded during the current and previous fiscal years.

1. This area chart represents the running total of dollars awarded so far in the current fiscal year. The bar at the top of the chart represents the forecasted amount to hit by the end of the fiscal year. This will change based on the Program and Grant Programs selected in the filters.
2. This area chart can be used to compare previous fiscal years with your current fiscal year. This represents the total dollar amount awarded during a previous fiscal year. You can use this to track and compare your progress.