

VIEW NGA

The *View NGA* (Notice of Grant Award or commonly known as NOA) icon allows a user to open the latest issued Notice of Grant Award (referred to as both NGA or NOA) in PDF format. The PDF may be saved or printed.

To view the most recent NOA:

1. Search for the desired grant, and then click the **View NGA** icon.






50 100 150 200 1000					
Grant Number	2	Organization	Project Period Start Date	Project Period End Date	Project Status
			03/21/2016	10/23/2020	Multiple Amendments In-Progress
					    

Figure 153: View NGA icon

2. The NOA appears as a PDF in a new window. To close the window, click the **X** in the upper right corner.

Tip: Mouse over the NOA to activate the PDF toolbar. The toolbar may be used to print or save the NOA.

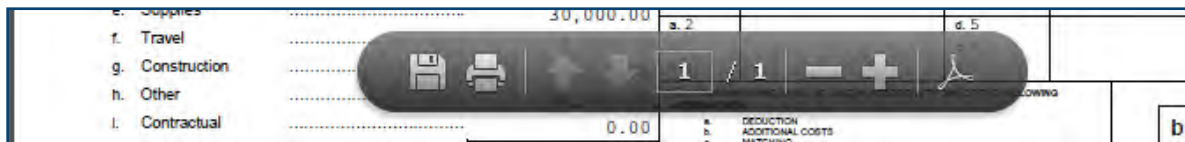


Figure 154: NGA with the PDF toolbar