

# Recipient Data Insights

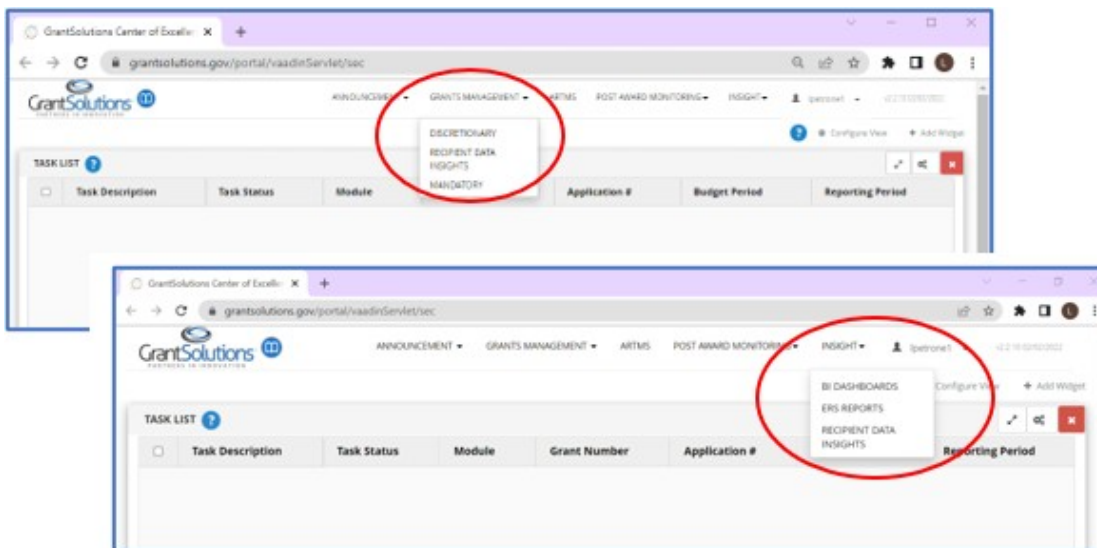
Quick Start Guide

April 2023

**GrantSolutions Recipient Data Insights (RDI)** is a comprehensive risk management service focused on reducing fraud, waste, and abuse of Federal investments. Additionally, risk management services reduce Federal staff burden by automating the collection of data from multiple sources, keeping the information up-to-date, and presenting the data in a straightforward, actionable way.

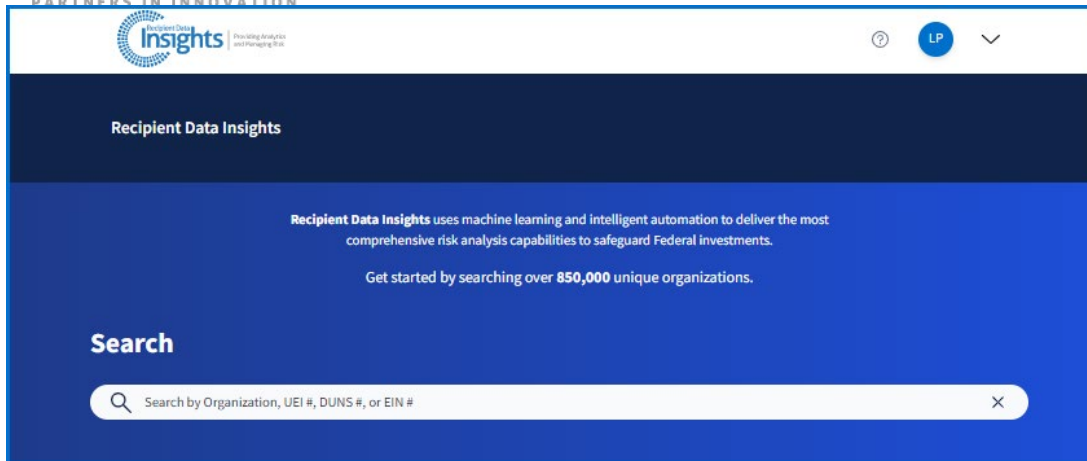
## Accessing Recipient Data Insights in GrantSolutions

Log into GrantSolutions and access Recipient Data Insights using the GrantSolutions *Global Navigation* bar at the top of the home screen. Select Recipient Data Insights from the Grants Management or Insight drop-downs.



## Finding a Recipient Organization

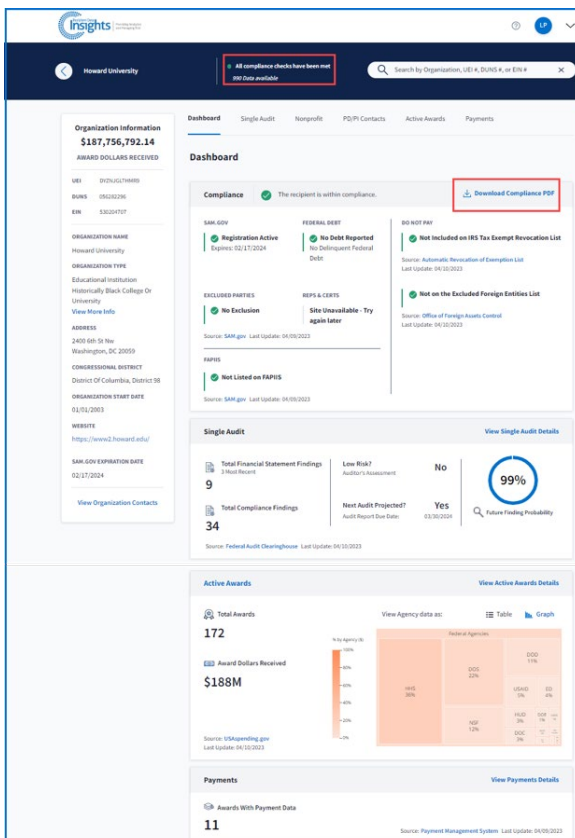
Get started by searching for a Recipient using the Recipient organization name, UEI, DUNS, or EIN on the initial Search screen.



## Recipient Data Insights Screens

### Dashboard Screen

The Dashboard Screen presents an overview of the Recipient's key risk indicators, Federal grant management portfolio, and potential areas of risk.



The *Compliance* information indicates the Recipient's status with required compliance checks in SAM.gov, FAPIIS, and Treasury's Do Not Pay. Use the Download Compliance PDF hyperlink to view and save the Compliance Snapshot. The Snapshot includes the compliance indicators; related details for all yellow indicators; the Reps & Certs, if available; and the name of the person and the date the Snapshot is downloaded.

Data is refreshed daily. Green indicates that the Recipient meets the specific compliance requirement, and yellow indicates a compliance issue that requires a closer look. The compliance status displayed in the Hero Bar reflects the status of compliance checks shown in the Compliance card. A single yellow indicator in the Compliance card results in a yellow indicator in the Hero Bar.

The *Single Audit*, *Active Awards*, and *Payment Data* cards provide a snapshot of the data available on the related Screens. Each card displays the data source, the date last updated, and a link to the related Screen to view the full details.

## Single Audit Screen

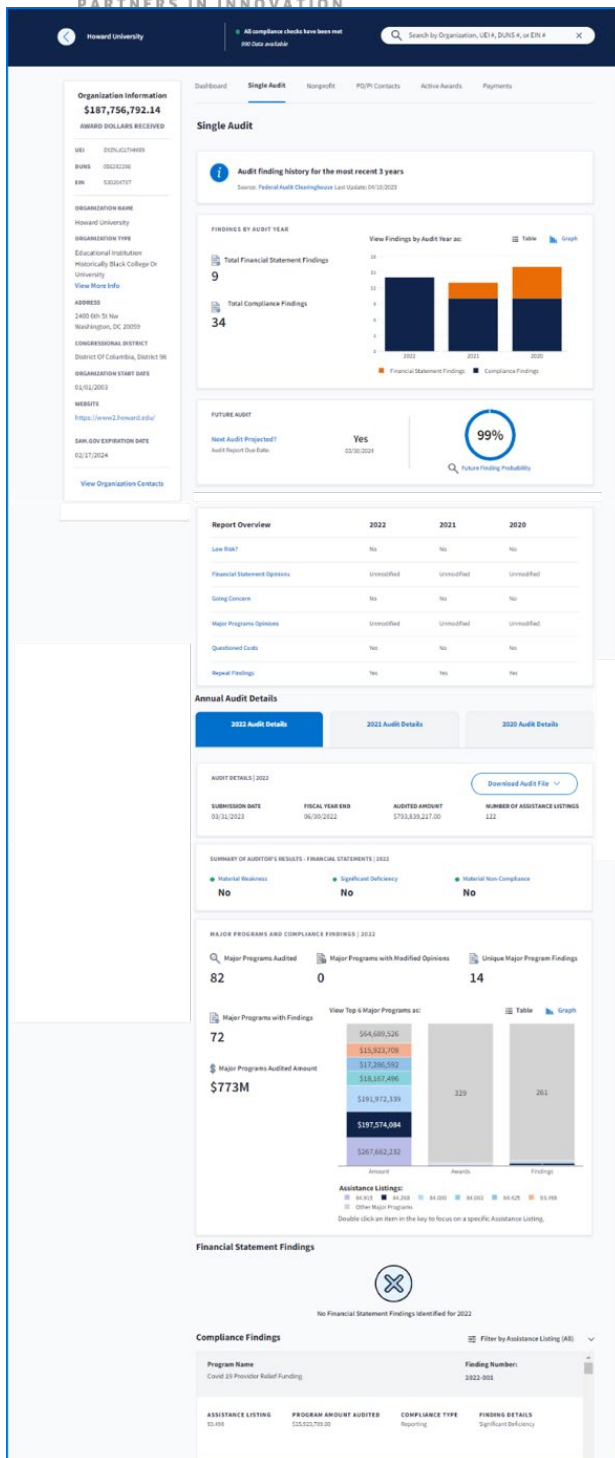
The Single Audit screen provides insight into the Recipient's experience managing Federal awards.

Single Audits are required for Recipients who expend \$750,000 or more in Federal funds within the organization's fiscal year. The Single Audit screen displays data from the Federal Audit Clearinghouse for the three most recent Single Audits. Recipient Data Insights maps organization-wide single audit data to all agencies, departments, or organizational units associated with the organization-wide audit.

RDI shows the total number of financial statement and compliance findings for the three years, a breakout of the number of findings by year, and an overview of the Auditor's Opinions and Assessment of Risk by year. The system projects whether a Single Audit will be required in the next year, the date the audit is due, and the probability of future findings.

Users can delve into the Annual Audit Details for each of the three audit years. RDI displays the results of the Auditor's review of the financial statements including any disclosures of material weaknesses and significant deficiencies in internal control, and any noncompliance material to the financial statements. The Major Programs and Compliance Findings graph provides information on the scope and results of the single audit. Data can be viewed as a table.

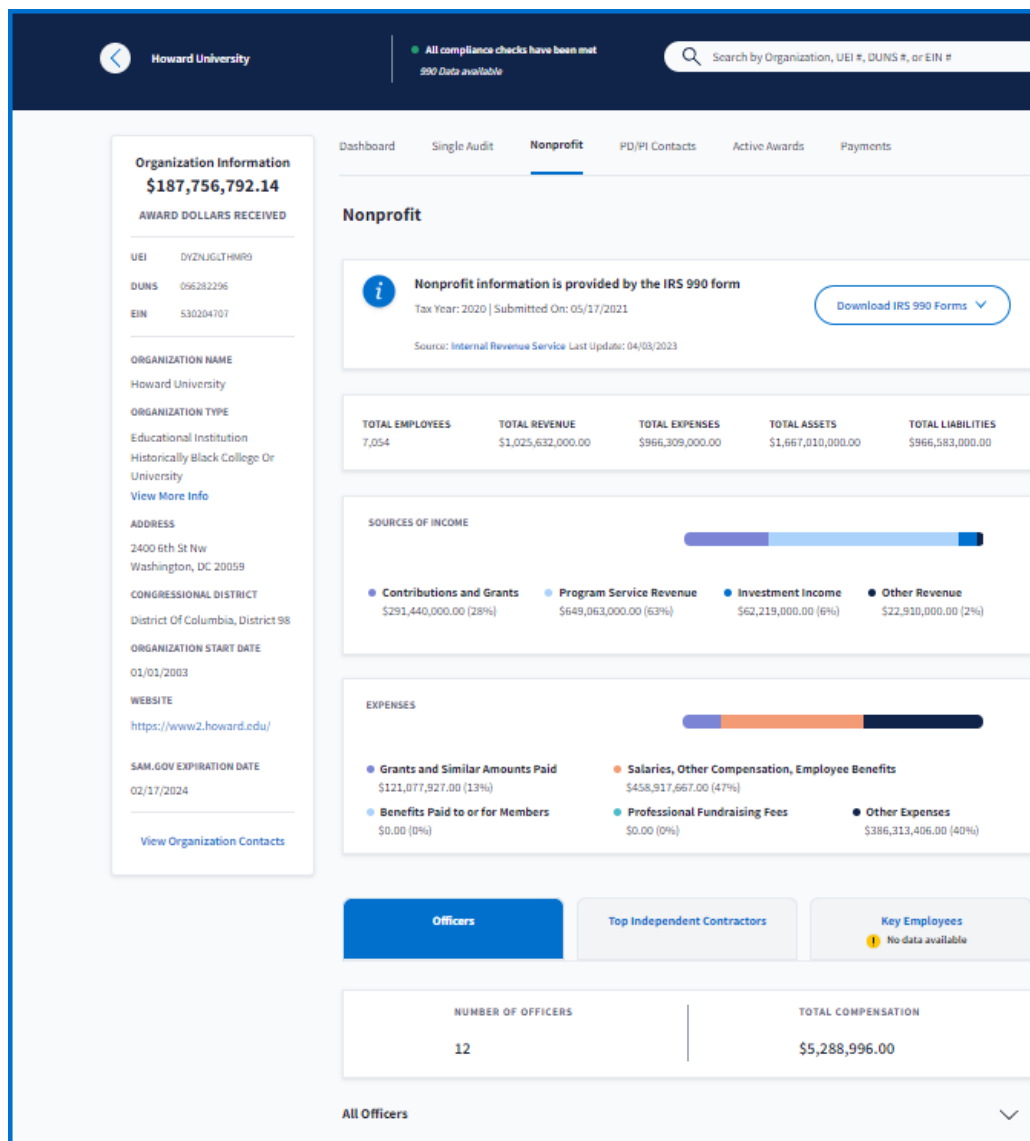
The full Single Audit Report is available for download along with an extract of the Audit Summary Findings and Award Level Findings.



Tax-exempt nonprofit organizations must electronically file an IRS Form 990 annually to maintain tax-exempt status.

Form 990 collects a variety of organizational and financial information that is valuable in assessing the financial health and management of the nonprofit organization.

The Nonprofit Screen displays IRS 990 data for Recipients who electronically submit a Form 990 to the IRS. Users can view and download the three most recent IRS 990s or 990-EZs in PDF format from the



## PD/PI Contacts Screen

The PD/PI Contacts Screen provides information on the number of grants assigned to a specific Project Director/Principal Investigator (PD/PI). PD/PI information is specific to awards issued through GrantSolutions.

Howard University

All compliance checks have been met

990 Data available

Search by Organization, UEI #, DUNS #, or EIN #

X

Dashboard

Single Audit

Nonprofit

PD/PI Contacts

Active Awards

Payments

Organization Information

\$187,756,792.14

AWARD DOLLARS RECEIVED

UEI

DYZNJGLTHMR9

DUNS

056282296

EIN

530204707

ORGANIZATION NAME

Howard University

ORGANIZATION TYPE

Educational Institution

Historically Black College Or University

View More Info

ADDRESS

2400 6th St Nw

Washington, DC 20059

CONGRESSIONAL DISTRICT

District Of Columbia, District 98

ORGANIZATION START DATE

01/01/2003

WEBSITE

https://www2.howard.edu/

SAM.GOV EXPIRATION DATE

02/17/2024

View Organization Contacts

Project Director/Principal Investigator (PD/PI)

i

PD/PI contacts for active grants in GrantSolutions

9

Source: GrantSolutions.gov Last Update: 04/10/2023

PD/PI Contacts

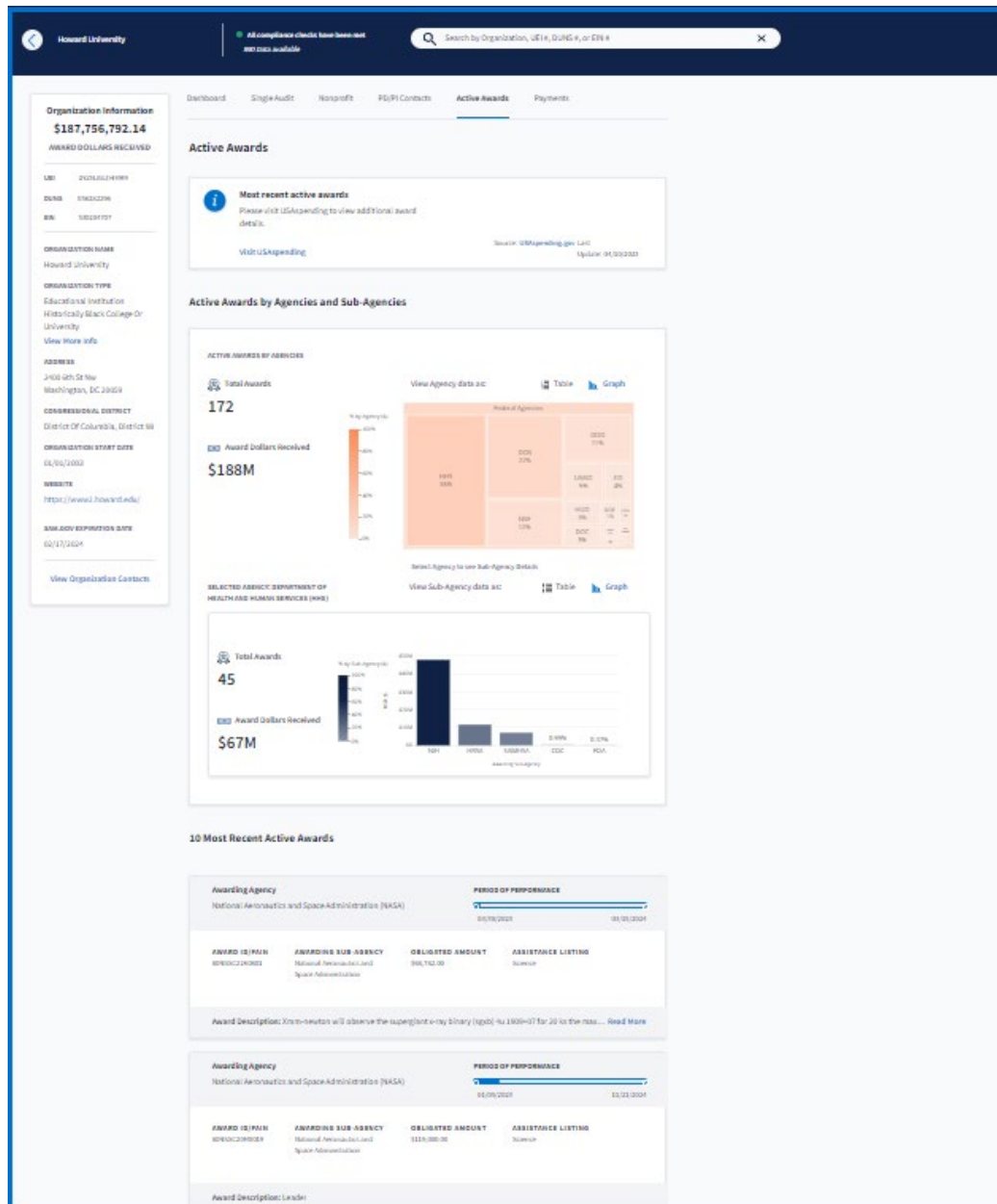
PD/PI Contacts

PD/PI	EMAIL	AWARD PROJECTS
Stephen Arhin	Saarhin@howard.edu	1
Ura Bailey	Jean.bailey@howard.edu	1
Carl Brown	Carl.brown@howard.edu	1
Janelle Burke	Janelle.burke@howard.edu	1

Award ID/Fain	Period of Performance	Awarding Sub-Agency	Grant Program	GMO	Program Officer
1. 69A360224099 4MHP0DC	07/01/2022 - 09/30/2024	Federal Motor Carrier Safety Administration (FMCSA)	High Priority Activities Program	Thomas Martin thomas.c.martin @dot.gov	Bettina Conroy Bettina.Conroy@ dot.gov

## Active Awards Screen

USA Spending provides the government-wide Federal grant portfolio of the Recipient. Agency- level data is presented in a visualization or table format that proportionately shows the funding amounts issued by Federal agencies. Active Award data is also presented at the Sub-Agency level. Detailed data is available for the 10 Most Recent Active Awards. A full list of Active Awards can be accessed through the USAspending.gov link.



The screenshot displays the 'Active Awards' screen for Howard University. The interface includes a sidebar with organization information, a main content area with various charts and tables, and a section for the 10 most recent active awards.

**Organization Information:**

- Organization Name: Howard University
- Organization Type: Educational Institution
- Address: 2400 4th St New Washington, DC 20009
- Commissioned District: District Of Columbia, District 08
- Organization Start Date: 01/01/2002
- Website: <https://www.howard.edu/>
- Sum.gov Expiration Date: 02/17/2024

**Active Awards:**

- Most recent active awards:** Please click USAspending to view additional award details. (Source: USAspending.gov Last Update: 01/30/2024)
- Active Awards by Agencies and Sub-Agencies:**
  - ACTIVE AWARDS BY AGENCIES:** Total Awards: 172. Award Dollars Received: \$188M. (Includes a treemap chart showing agency distribution)
  - SELECTED AGENCY: DEPARTMENT OF HEALTH AND HUMAN SERVICES (HHS):** Total Awards: 45. Award Dollars Received: \$67M. (Includes a bar chart showing sub-agency distribution)

**10 Most Recent Active Awards:**

Award ID (FAIN)	Awarding Agency	Obligated Amount	Assistance Listing
09W502240001	National Aeronautics and Space Administration (NASA)	\$96,762.00	Science
09W502240002	National Aeronautics and Space Administration (NASA)	\$100,000.00	Science


**Award Description:** X-ray-telescope will observe the superluminous X-ray binary (sgbb) 4u 1809+07 for 20 to the max... [Read More](#)



## Payments Screen

The Payments Screen provides the total obligated amount, funds drawn, and remaining funds by Federal Award Identification Number (FAIN). The HHS Program Support Center's (PSC) Payment Management System (PMS) is the data source for awards issued via GrantSolutions.

A review of the Recipient's use of award funds during the Period of Performance may reveal potential delays or difficulties in fulfilling the terms of the award. Data is maintained on the Payment Screen for one year after the period of performance end date.


Howard University Inc

Compliance needs further review  
990 Data available

Search by Organization, UEI #, DUNS #, or EIN #

Organization Information  
**\$192,357,312.09**  
AWARD DOLLARS RECEIVED

UEI: DY2NJGLTHMR9  
DUNS: 056282296  
EIN: 530204707

ORGANIZATION NAME  
Howard University Inc

ORGANIZATION TYPE  
Educational Institution  
Historically Black College Or University  
[View More Info](#)

ADDRESS  
2400 6th St Nw  
Washington, DC 20059

CONGRESSIONAL DISTRICT  
District Of Columbia, District 98

ORGANIZATION START DATE  
01/01/2003

WEBSITE  
<https://www2.howard.edu/>

SAM.GOV EXPIRATION DATE  
05/06/2022

[View Organization Contacts](#)

DashboardSingle AuditNonprofitPD/PI ContactsActive AwardsPayments

### Payments

*i*
**Payment information is available**  
Payment information is available up to one year after the period of performance end date.  
Source: HHS Payment Management System Last Update: 08/17/2022

### Payments Details

**FAIN: H79SP080617**  
**Assistance Listing**  
Drug Free Communities Support Program Grants

**Awarding Agency**  
Department Of Health And Human Services

**Awarding Sub-Agency**  
Centers For Disease Control And Prevention

**TOTAL OBLIGATED AMOUNT**  
\$500,000.00

TOTAL FUNDS DRAWN  
\$362,367.00 (72%)

TOTAL FUNDS REMAINING  
\$137,633.00 (28%)

\$500K

**Period of Performance**  
09/30/2018 - 09/29/2023

Detailed Payment Info

Document #	Fiscal Year	Budget Period	Obligated Amount	Funds Drawn	Funds Remaining
18SP80617A	2021	09/30/2021 - 09/29/2022	\$125,000.00	\$0.00 (0%)	\$125,000.00
18SP80617A	2020	09/30/2019 - 09/29/2021	\$143,832.00	\$131,200.00 (91%)	\$12,632.00
18SP80617A	2019	09/30/2019 - 09/29/2020	\$106,168.00	\$106,167.00 (100%)	\$1.00
18SP80617A	2018	09/30/2018 - 09/29/2019	\$125,000.00	\$125,000.00 (100%)	\$0.00
<b>Total</b>			<b>\$500,000.00</b>	<b>\$362,367.00</b>	<b>\$137,633.00</b>