

LOG INTO GRANTSOLUTIONS THROUGH LOGIN.GOV USING PIV

A Grantor user email address associated with a Login.gov account may log into GrantSolutions through Login.gov. If logging into GrantSolutions through Login.gov, a Grantor user must use a PIV card associated with the Login.gov account to do so. The Grantor user should create a Login.gov account and add a PIV card to the account prior to attempting to log into GrantSolutions through Login.gov using the PIV card (see [Add a PIV Card to a Login.gov Account](#) section).

To log into GrantSolutions through Login.gov using a PIV card, perform the following steps:

1. From a browser such as Google Chrome, navigate to www.grantsolutions.gov and click the **Login** button.

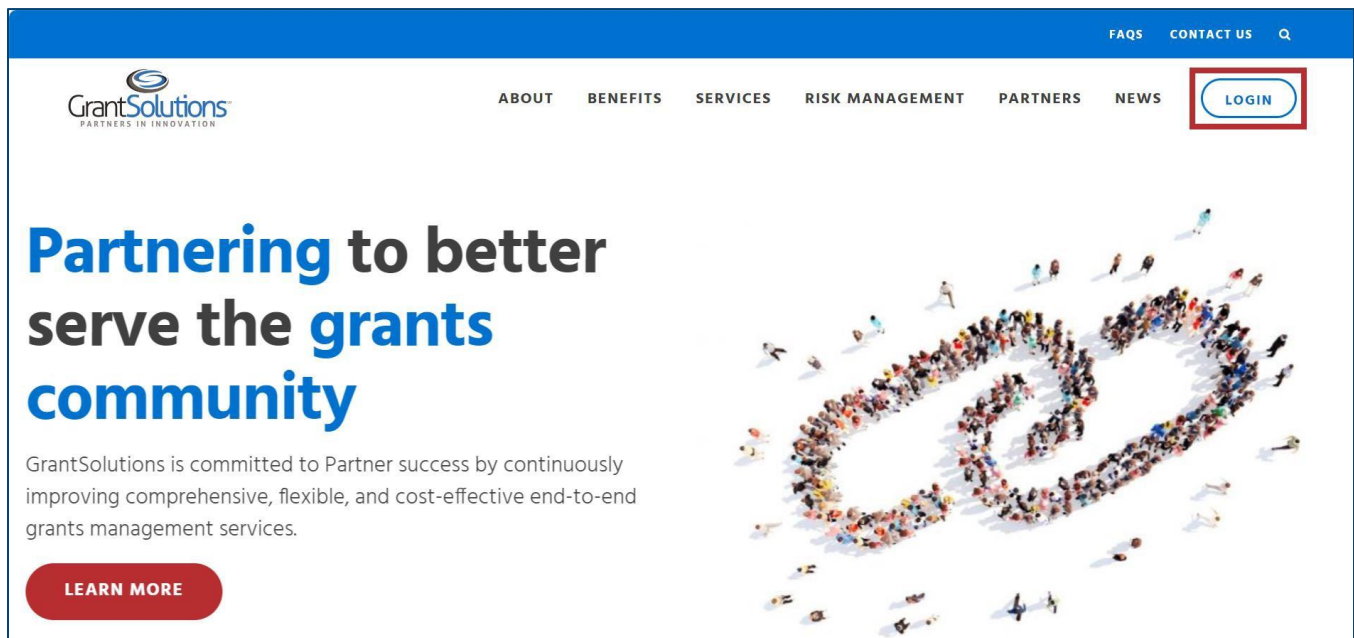
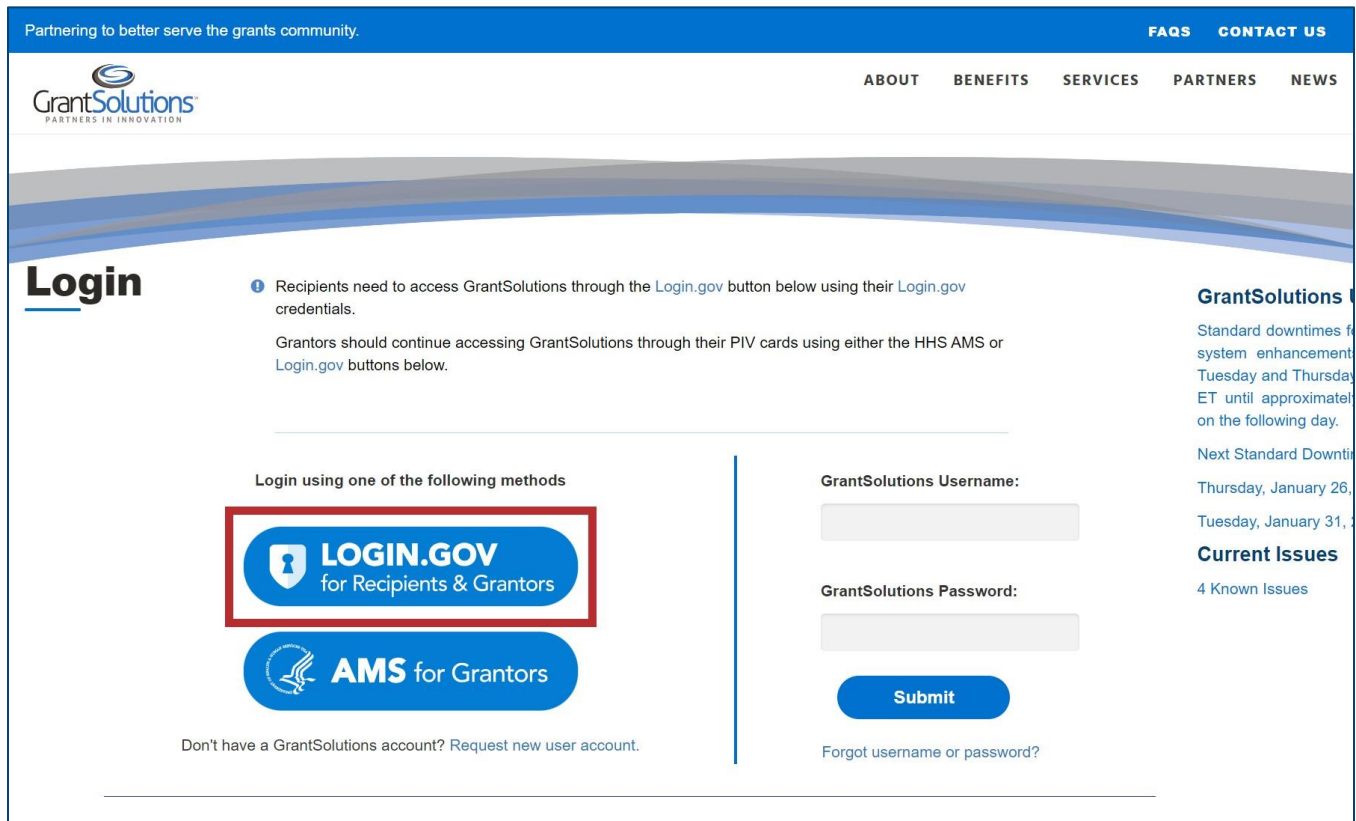


Figure 25: GrantSolutions Public Website with Login button

2. The GrantSolutions “Login” screen appears. Click the **Login.gov** button.



Partnering to better serve the grants community. **FAQS CONTACT US**

GrantSolutions
PARTNERS IN INNOVATION

ABOUT BENEFITS SERVICES PARTNERS NEWS

Login

1 Recipients need to access GrantSolutions through the Login.gov button below using their Login.gov credentials.

Grantors should continue accessing GrantSolutions through their PIV cards using either the HHS AMS or Login.gov buttons below.

Login using one of the following methods

LOGIN.GOV
for Recipients & Grantors

AMS for Grantors

Don't have a GrantSolutions account? Request new user account.

GrantSolutions Username:

GrantSolutions Password:

Submit

[Forgot username or password?](#)

GrantSolutions

Standard downtimes for system enhancement Tuesday and Thursday ET until approximately on the following day.

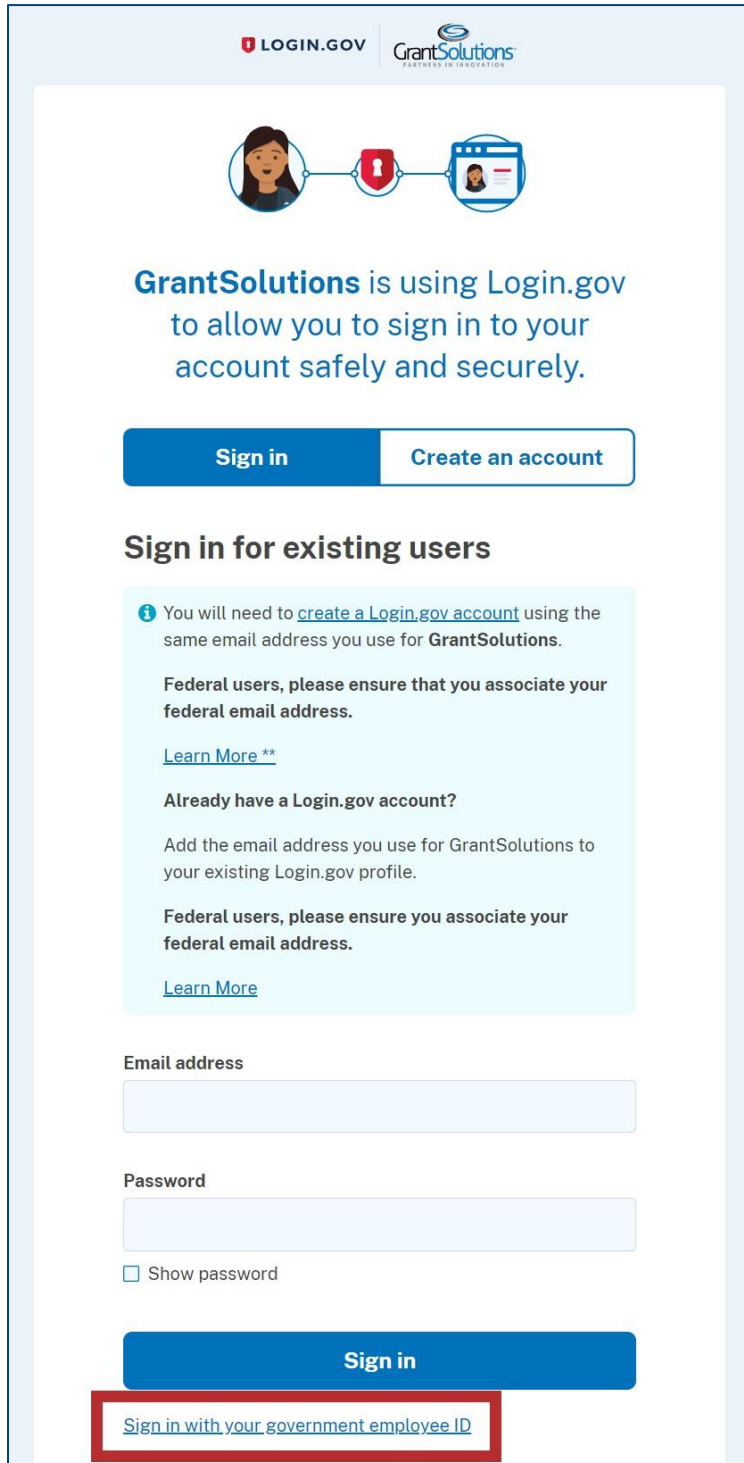
Next Standard Downtime Thursday, January 26, Tuesday, January 31, 2

Current Issues

4 Known Issues

Figure 26: GrantSolutions Login screen with Login.gov button

3. The Login.gov “Sign in” screen appears, this time linked to GrantSolutions. Click the **Sign in with your government employee ID** link at the bottom.



LOGIN.GOV GrantSolutions

GrantSolutions is using Login.gov to allow you to sign in to your account safely and securely.

Sign in Create an account

Sign in for existing users

i You will need to [create a Login.gov account](#) using the same email address you use for GrantSolutions.

Federal users, please ensure that you associate your federal email address.

[Learn More](#) **

Already have a Login.gov account?

Add the email address you use for GrantSolutions to your existing Login.gov profile.

Federal users, please ensure you associate your federal email address.

[Learn More](#)

Email address

Password

Show password

Sign in

[Sign in with your government employee ID](#)

Figure 27: Login.gov Sign in screen with Sign in with your government employee ID link

4. The Login.gov “Sign in with your PIV or CAC” screen appears. Click the **Insert your PIV/CAC** button.

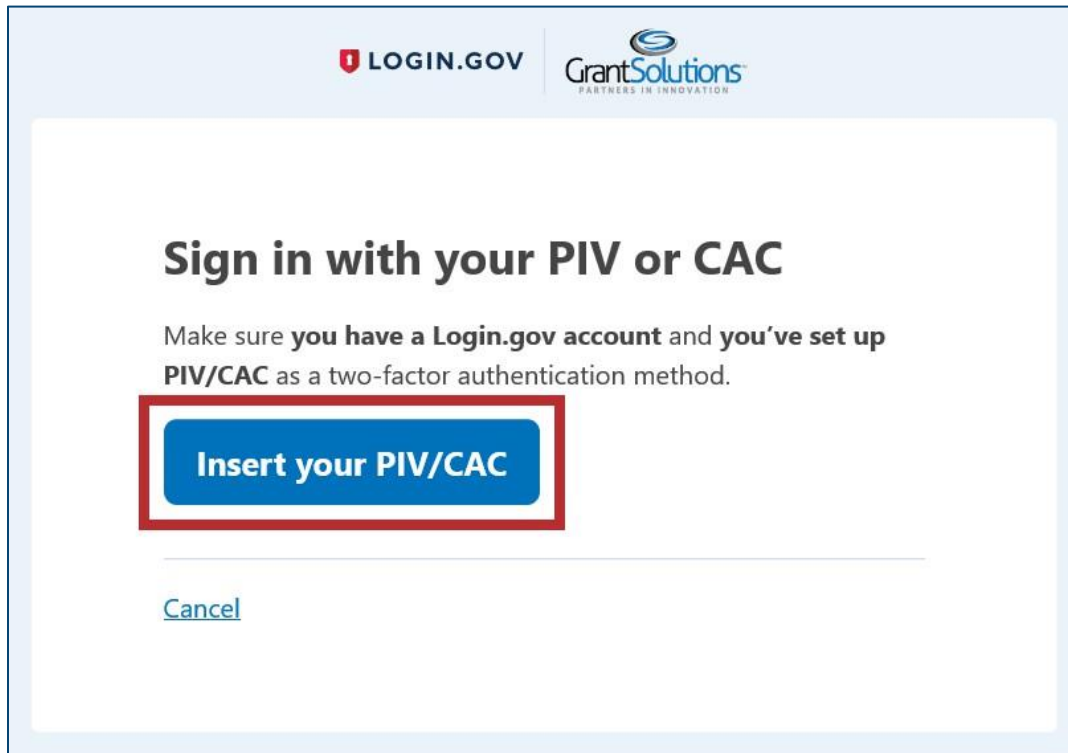


Figure 28: Login.gov Sign in with your PIV or CAC screen with Insert your PIV/CAC button

6. In the browser window, select the correct **PIV certificate** and click the **OK** button in the browser.

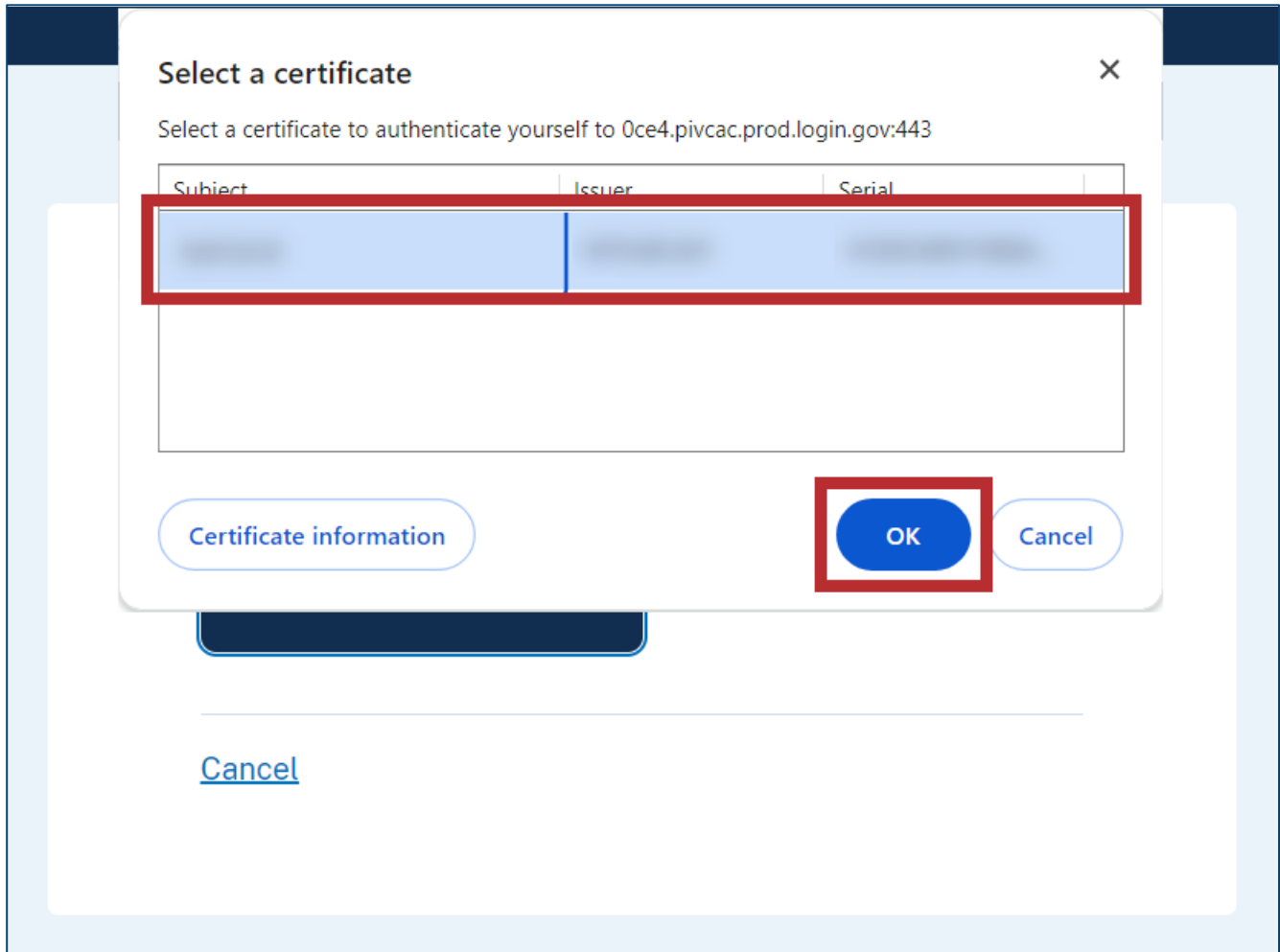


Figure 29: Browser window with PIV certificate and OK button

7. In the new browser window, enter the **PIV PIN** in the *PIN* field and click the **OK** button.

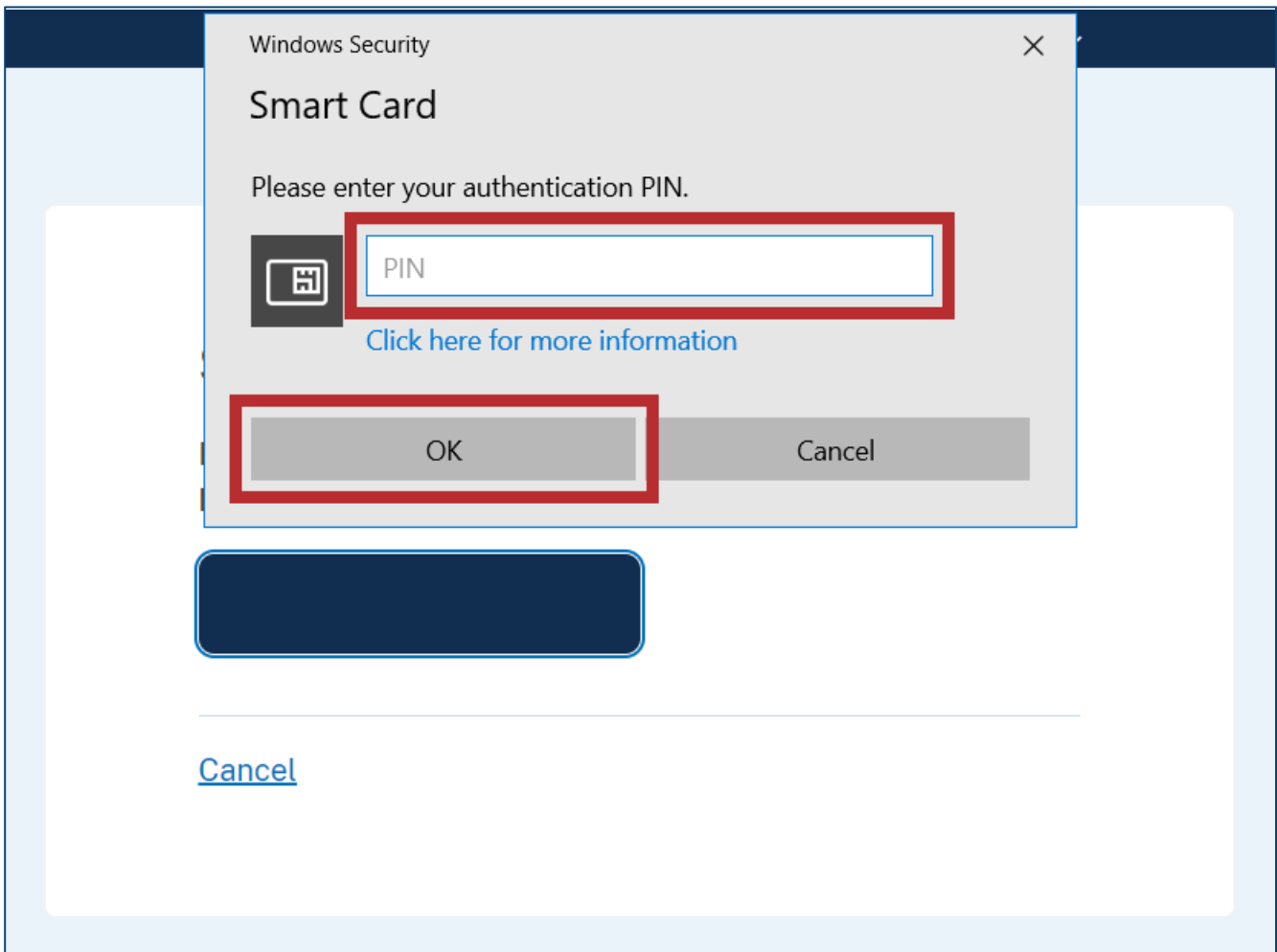


Figure 30: Browser window with PIN field and OK button

8. The Login.gov “You are now signing in for the first time” screen appears with the email address used for the Login.gov account. Click the **Agree and continue** button at the bottom.

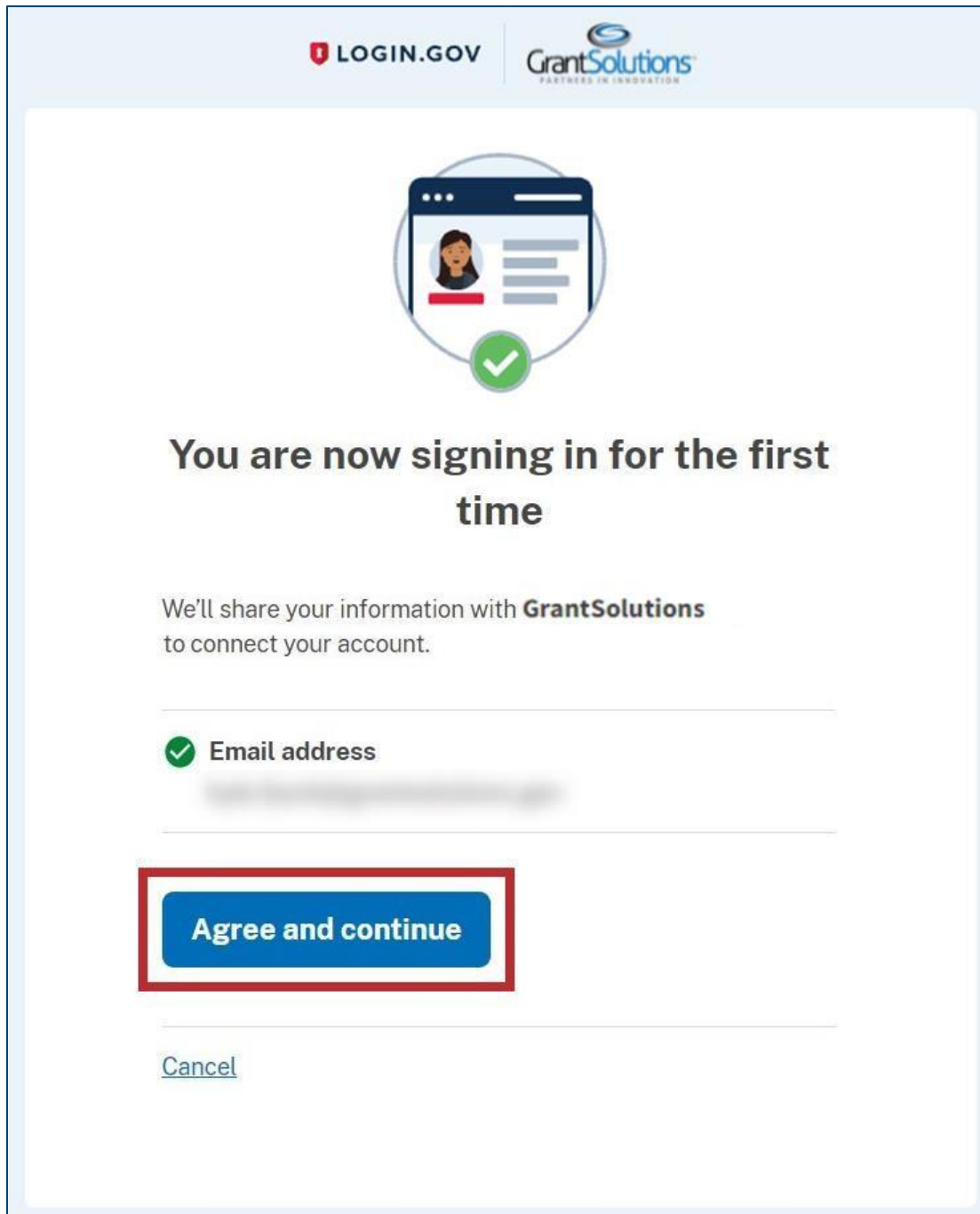


Figure 31: Login.gov You are now signing in for the first time screen with Agree and continue button

9. If the user has multiple accounts associated to the PIV card, the GrantSolutions “Login” screen appears. The PIV card may be associated to both Grantor and Grant Recipient accounts. Select the radio button for the **Grantor account** to log in with and click the **LOG IN** button.

Note: If the user has one account only, the user bypasses the GrantSolutions “Login” screen and is routed directly to GrantSolutions.

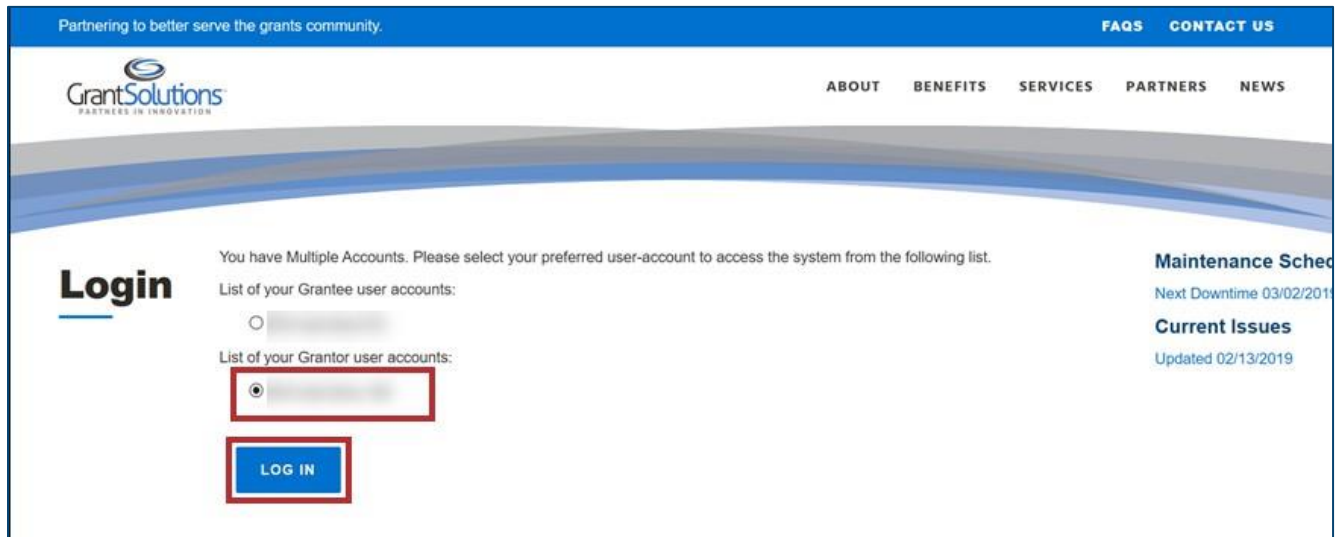


Figure 32: GrantSolutions Login screen with account radio buttons and LOG IN button

10. A message appears stating “Your Account has been activated. Please access the system using your GrantSolutions login page. If you have any questions about accessing the system please contact the GrantSolutions Help Desk.”

Note: This message only appears upon the first log in attempt. Each attempt after the account is activated results in successful log in.

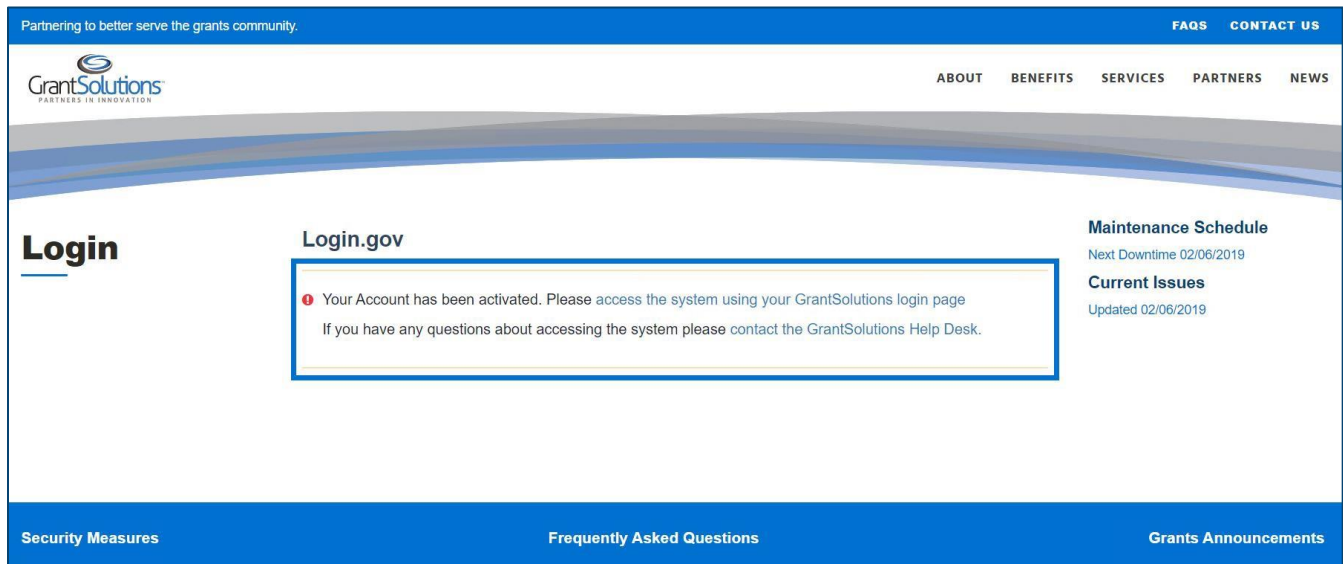


Figure 33: GrantSolutions Login screen with message

11. Click the **access the system using your GrantSolutions login page** link to navigate to the GrantSolutions “Login” screen.

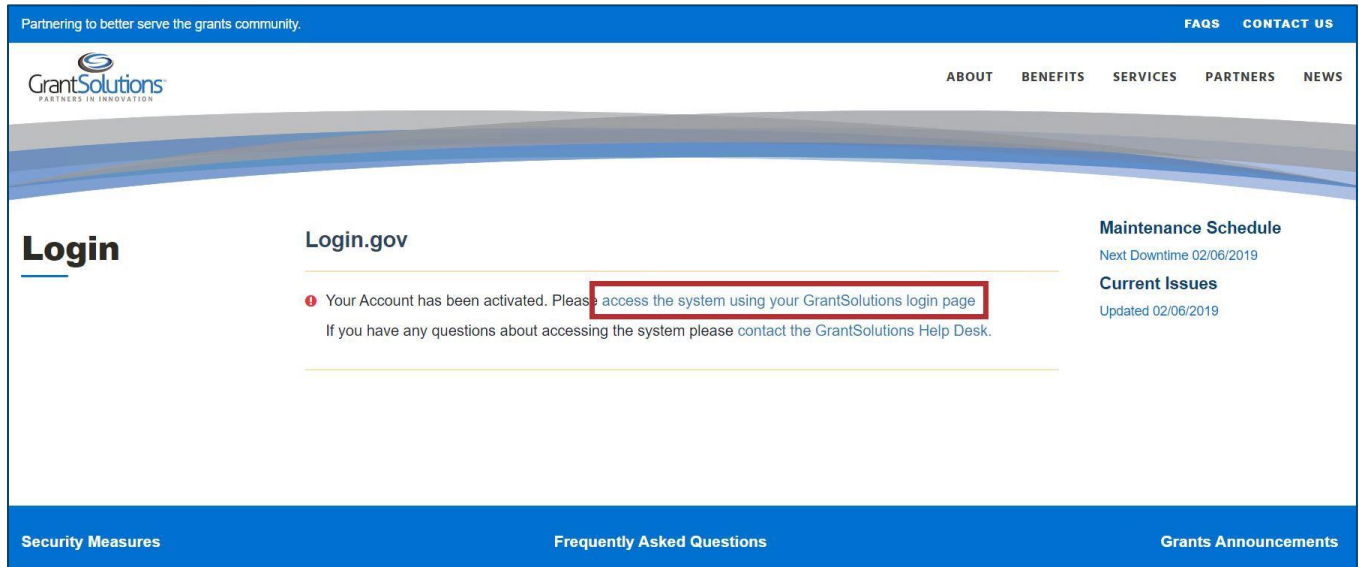
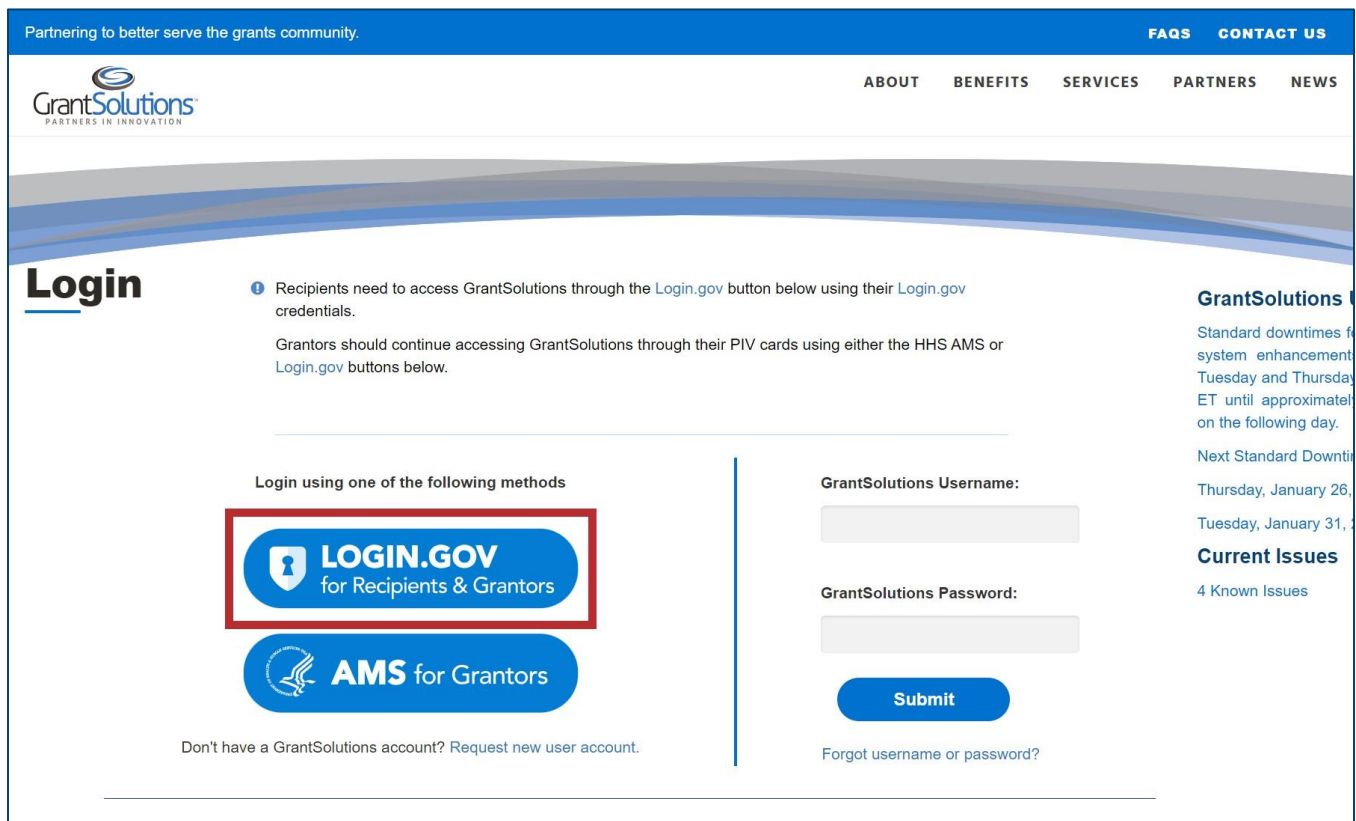


Figure 34: GrantSolutions Login screen with access the system using your GrantSolutions login page link

12. On the GrantSolutions “Login” screen, click the **Login.gov** button.



The screenshot shows the GrantSolutions website's login page. At the top, there is a blue navigation bar with the text "Partnering to better serve the grants community." and links for "FAQS" and "CONTACT US". Below this is a secondary navigation bar with the GrantSolutions logo and links for "ABOUT", "BENEFITS", "SERVICES", "PARTNERS", and "NEWS". The main content area is titled "Login" and contains the following elements:

- A blue banner with the text: "Recipients need to access GrantSolutions through the Login.gov button below using their Login.gov credentials. Grantors should continue accessing GrantSolutions through their PIV cards using either the HHS AMS or Login.gov buttons below."
- A section titled "Login using one of the following methods" with two buttons: "LOGIN.GOV for Recipients & Grantors" (highlighted with a red box) and "AMS for Grantors".
- A link: "Don't have a GrantSolutions account? Request new user account."
- A login form with fields for "GrantSolutions Username:" and "GrantSolutions Password:", a "Submit" button, and a link for "Forgot username or password?".
- A sidebar on the right with a "GrantSolutions" section containing a notice about system downtime and a "Current Issues" section with a link to "4 Known Issues".

Figure 35: Grantsolutions Login screen with Login.gov button

13. On the Login.gov “Sign in” screen, repeat the steps in the [Log Into GrantSolutions Through Login.gov Using PIV](#) section to log in.

The GrantSolutions “Home” screen appears upon successful log in.

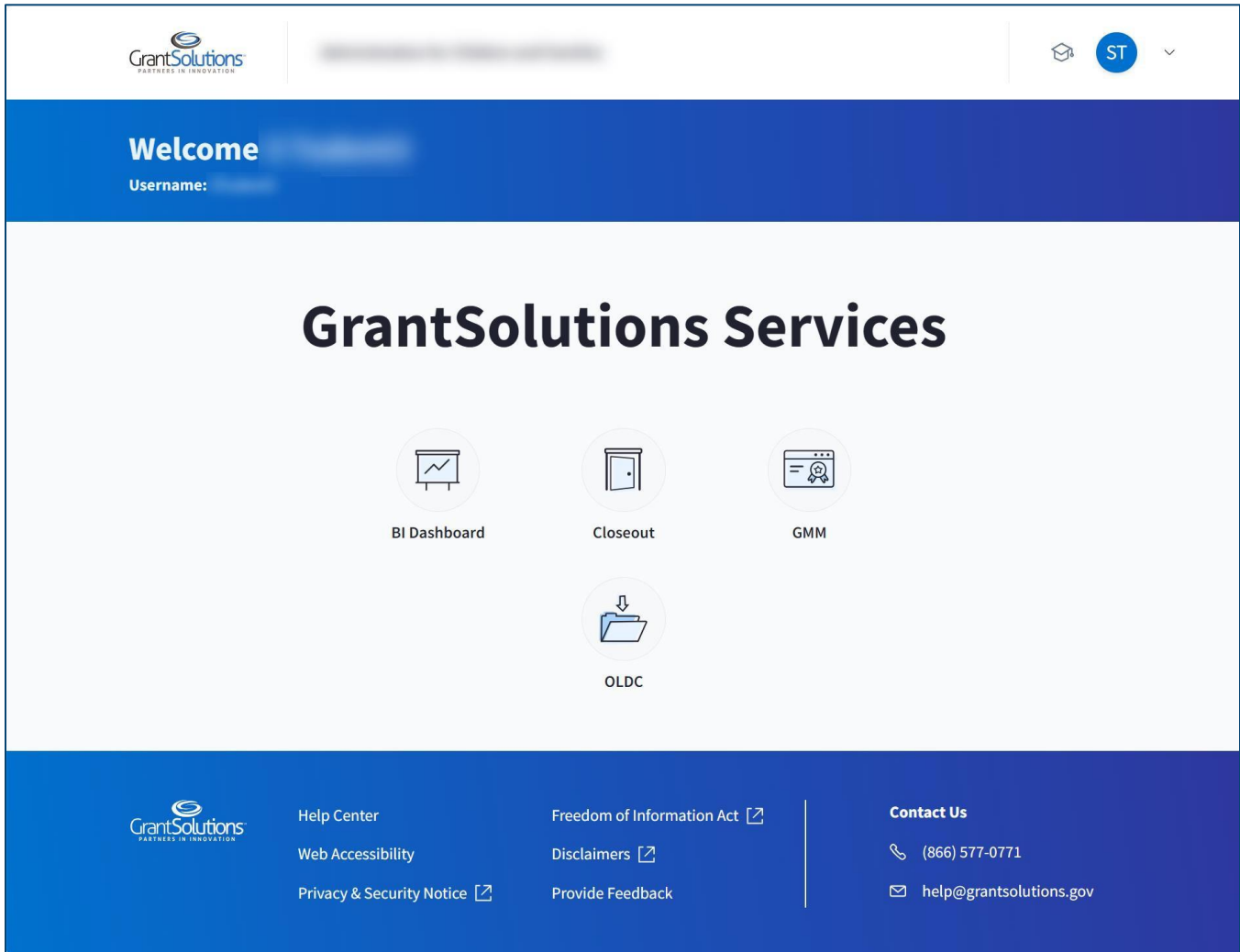


Figure 36: GrantSolutions Home screen