

QUICK SHEET: GLOBAL NAVIGATION BAR

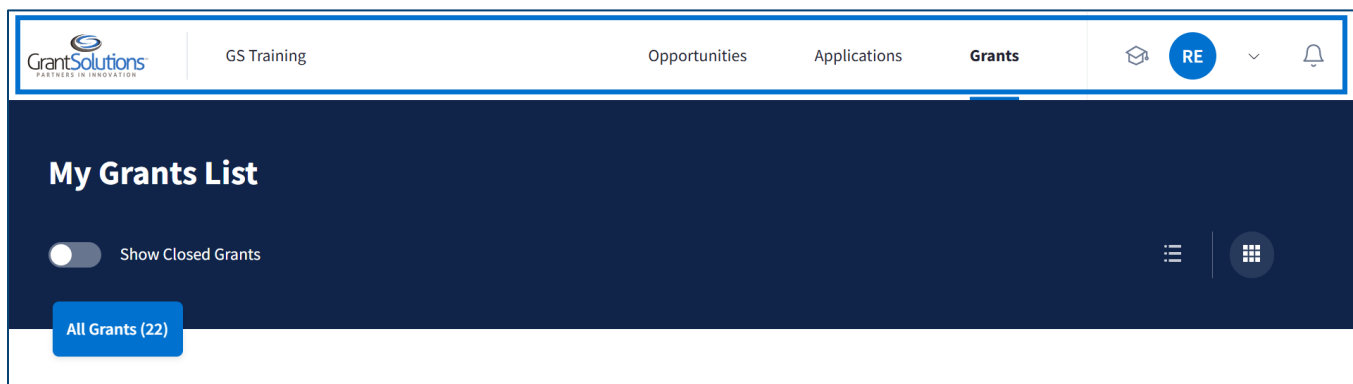
Audience: Grant Recipient

PURPOSE:

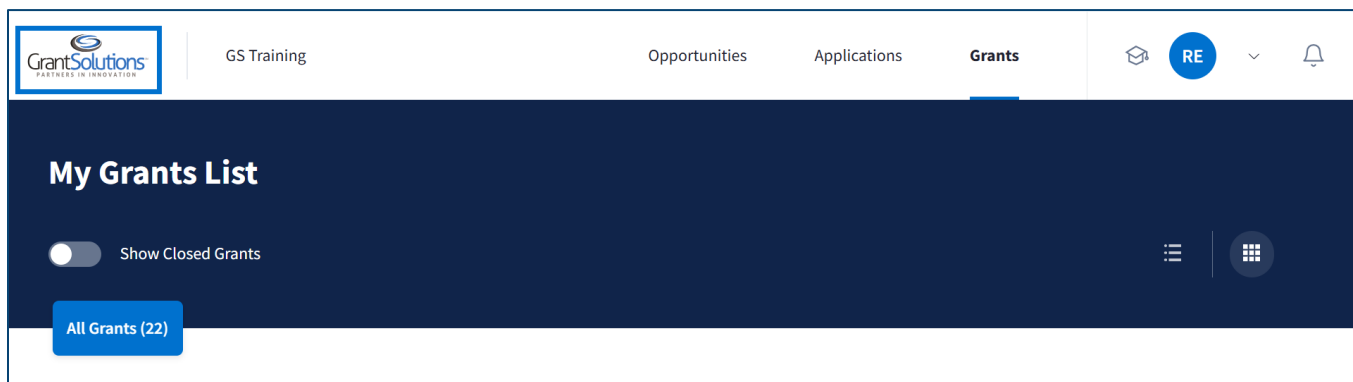
This quick sheet reviews the features and functions of the Global Navigation bar.

MY GRANTS LIST NAVIGATION

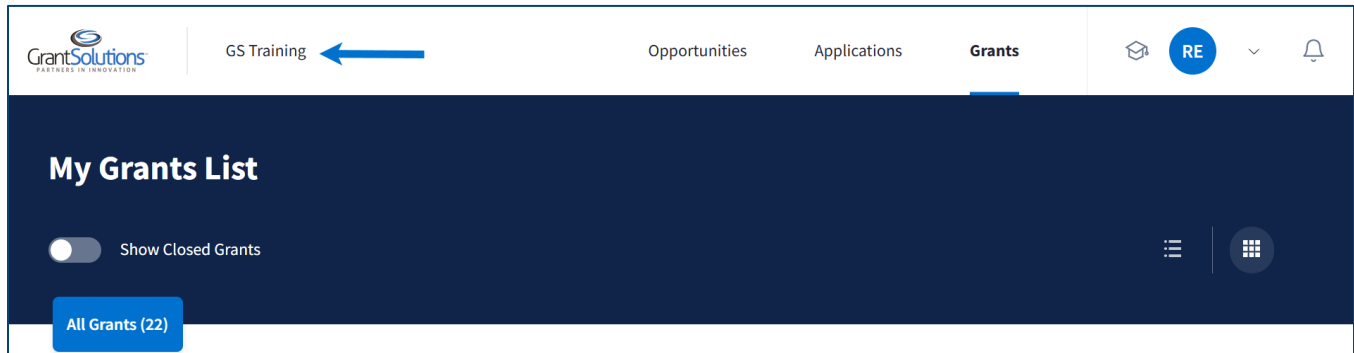
At the top of the “My Grants List” screen, the Global Navigation bar contains user information and options for navigating to other screens.



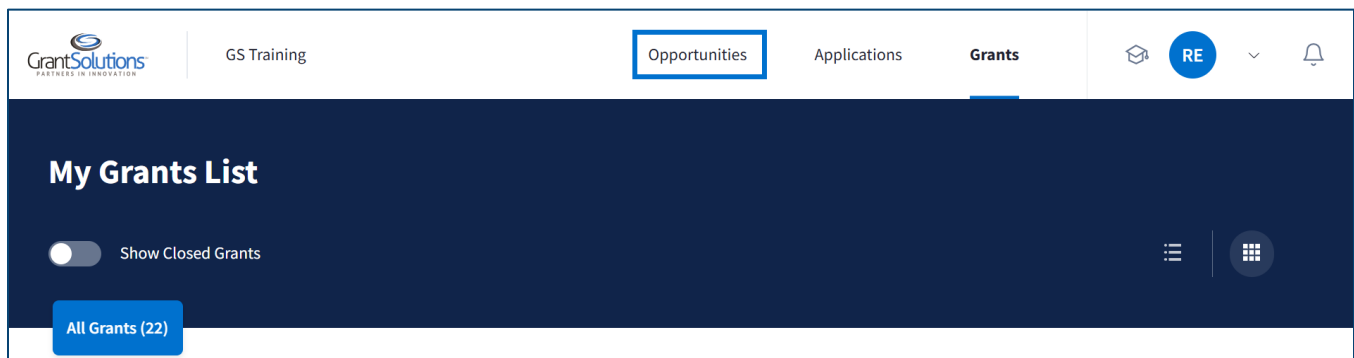
Click the GrantSolutions logo to navigate to the GrantSolutions public facing webpage (www.grantsolutions.gov).



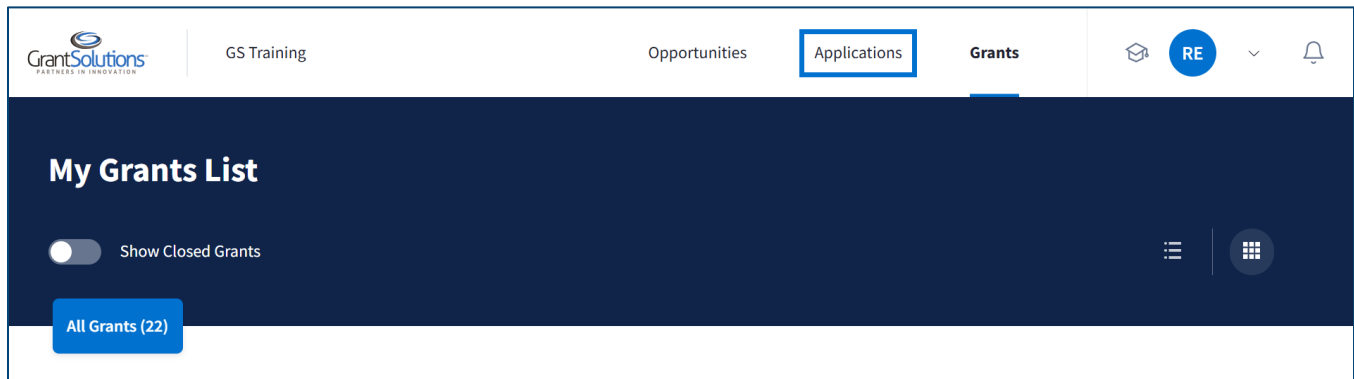
View the Grant Recipient organization name to the right of the GrantSolutions logo button.



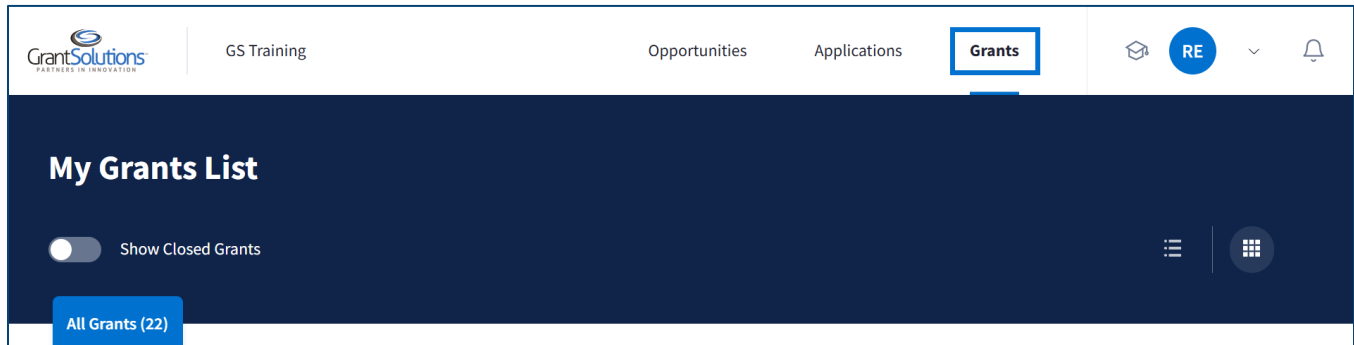
Click the *Opportunities* tab to access available funding opportunities from the “Funding Opportunity” screen.



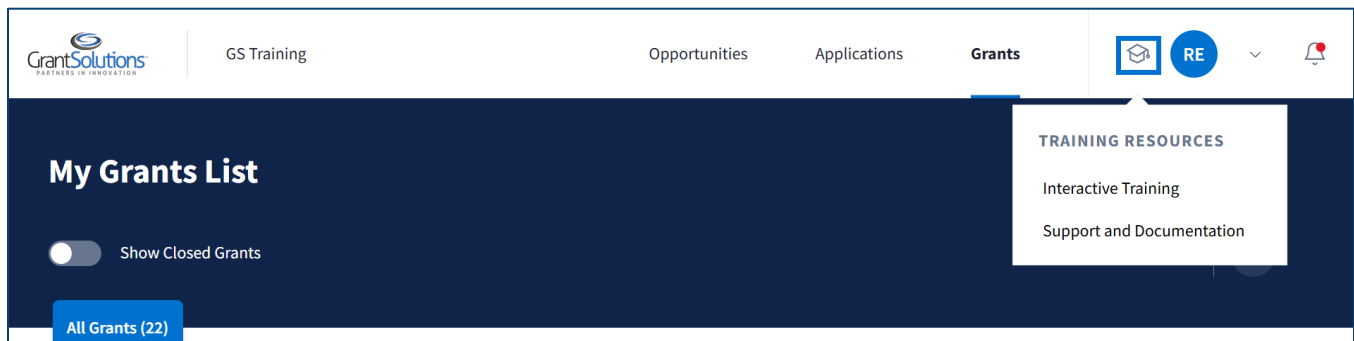
Click the *Applications* tab access applications from the “My Applications List” screen.



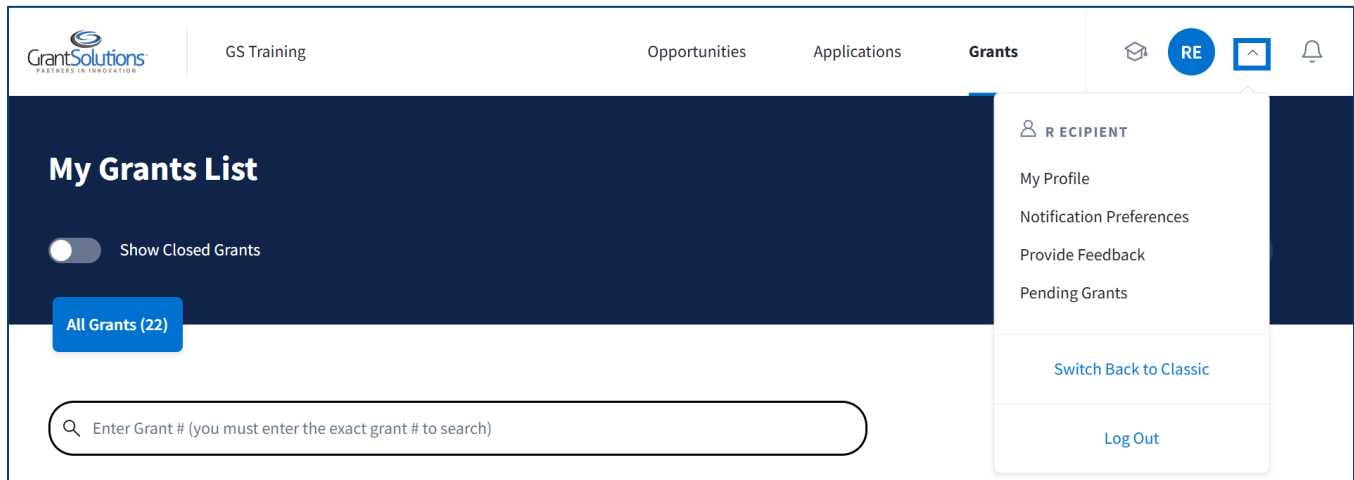
The Grants tab defaults open upon logging into GMM.



Click the *Training Resources* icon to access *Interactive Training* and *Support and Documentation*.

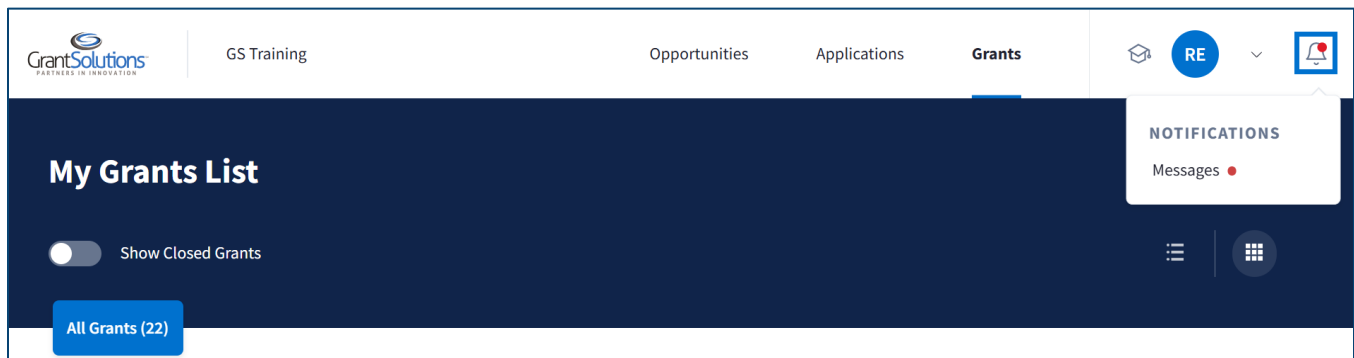


Click the *initials icon* drop-down to access *My Profile*, *Notification Preferences*, *Provide Feedback*, *Pending Grants*, *Switch Back to Classic* or *Log Out*.



The screenshot shows the GrantSolutions interface. The top navigation bar includes the GrantSolutions logo, 'GS Training', 'Opportunities', 'Applications', and 'Grants'. The 'Grants' tab is active. On the right side of the navigation bar, there is a graduation cap icon, a blue circle with 'RE' and a drop-down arrow, a square icon with an upward arrow, and a bell icon. The 'RE' drop-down menu is open, showing the following options: 'RECIPIENT', 'My Profile', 'Notification Preferences', 'Provide Feedback', 'Pending Grants', 'Switch Back to Classic', and 'Log Out'. The main content area is titled 'My Grants List' and features a toggle switch for 'Show Closed Grants' (currently off), a blue button labeled 'All Grants (22)', and a search bar with the placeholder text 'Enter Grant # (you must enter the exact grant # to search)'.

Click the *Notifications* icon to access Grant and Application messages.



The screenshot shows the GrantSolutions interface. The top navigation bar is the same as in the previous screenshot. The 'Notifications' icon (a square with a red dot) is highlighted with a blue border. A 'NOTIFICATIONS' dropdown menu is open, showing 'Messages' with a red dot. The main content area is titled 'My Grants List' and features a toggle switch for 'Show Closed Grants' (currently off), a blue button labeled 'All Grants (22)', and a search bar with the placeholder text 'Enter Grant # (you must enter the exact grant # to search)'.