

QUICK SHEET: GRANT DETAILS NAVIGATION

Audience: Grant Recipient

PURPOSE:

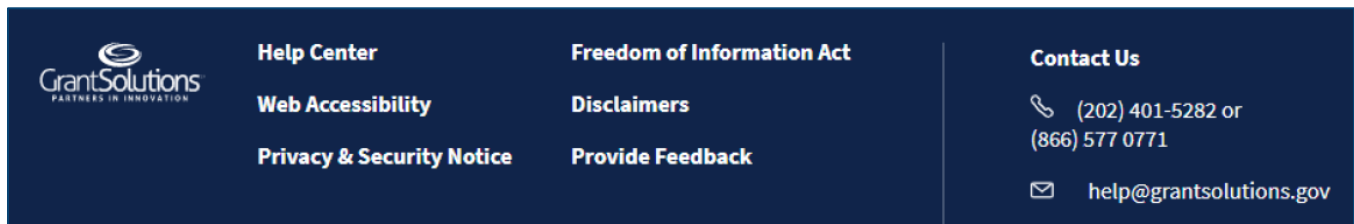
The purpose of this quick sheet is to navigate through the “Grant Details” screen within the New Experience.

GLOBAL NAVIGATION AND FOOTER

The “Grant Details” screen includes the same global navigation bar found on the “My Grants List” screen. The global navigation bar appears on the “Grant Details” screen regardless of the active tab.



Similarly, the “Grant Details” screen also includes the same footer found on the “My Grants List” screen. This footer appears on the “Grant Details” screen regardless of the active tab.

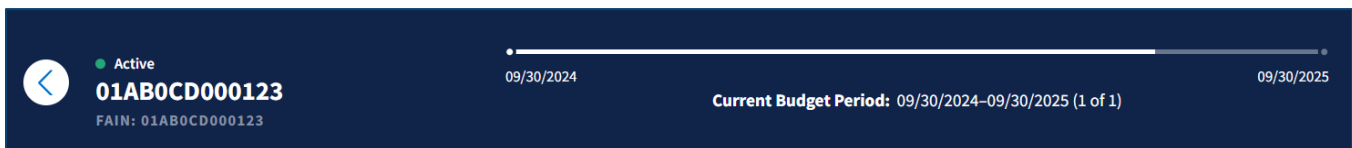


GRANT DETAILS HEADER AND LEFT INFORMATION BOX

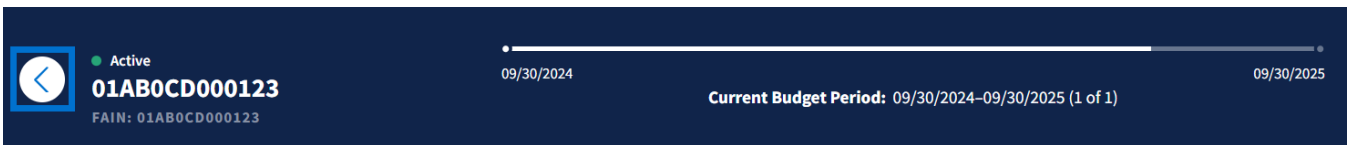
On the “Grant Details” screen, a grant details header and left information box appear regardless of the active tab. Both the grant details header and the left information box display basic information about the grant project.

Grant Details Header

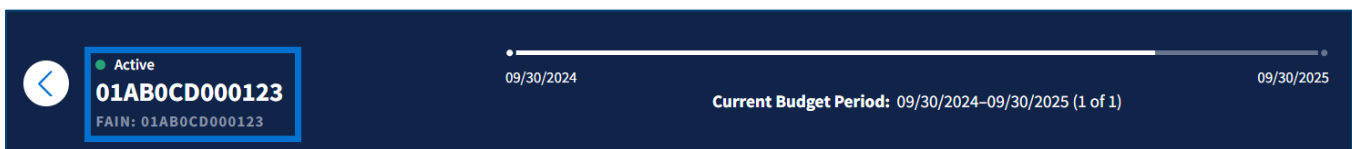
The grant details header appears below the global navigation bar.



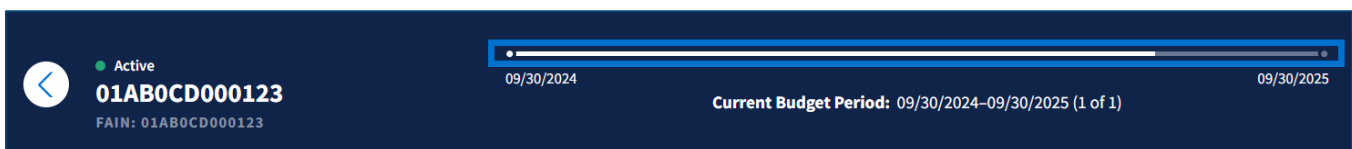
Click the *back* button to return to the “My Grants List” screen.



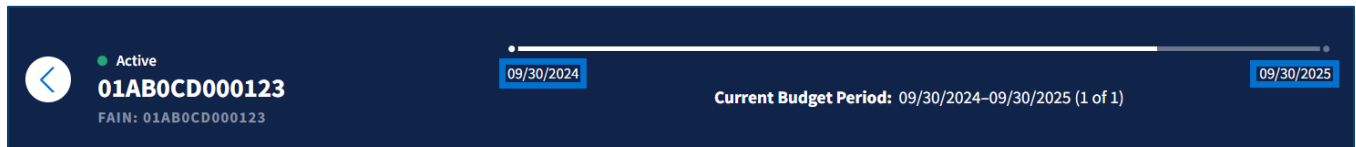
The *Grant Project Status*, *Grant Number*, and *FAIN* appear on the left side of the header.



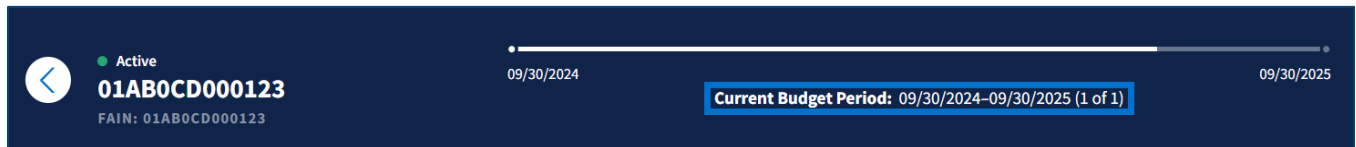
A project period timeline appears on the right side of the header. The project period timeline represents the project period for the grant project. For grant projects with multiple budget periods, the project period timeline is divided into segments, each representing an individual *Budget Period*.



The date displayed below the left side and right side of the timeline represents the project period start and end date.

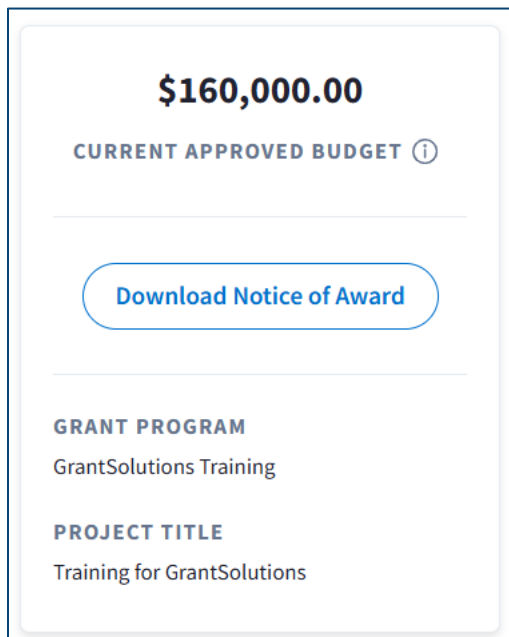


The *Current Budget Period* appears in the middle, below the project period timeline. In the *Current Budget Period* field, the budget period start date and budget period end date appear. The position of the *Current Budget Period* in the total amount of budget periods appears at the end of the field.



Left Information Box

The left information box appears on the left side of the screen below the *Grant Project Status*, *Grant Number*, and *FAIN*.



A white rectangular box with a thin blue border. At the top, the amount "\$160,000.00" is displayed in large, bold, black font. Below it, the text "CURRENT APPROVED BUDGET" is shown in blue, followed by a small information icon (i). A horizontal line separates this from a blue button with white text that says "Download Notice of Award". Another horizontal line follows. Below that, the section "GRANT PROGRAM" is shown in bold, with "GrantSolutions Training" underneath. Finally, the section "PROJECT TITLE" is shown in bold, with "Training for GrantSolutions" underneath.

The *Current Approved Budget* appears at the top of the left information box.

\$160,000.00

CURRENT APPROVED BUDGET ⓘ

Download Notice of Award

GRANT PROGRAM

GrantSolutions Training

PROJECT TITLE

Training for GrantSolutions

Click the *Information* icon to the right of the *Current Approved Budget* field. A message appears stating the “The total federal amount awarded for the current budget period”.

\$160,000.00

CURRENT APPROVED BUDGET ⓘ

Download Notice of Award

GRANT PROGRAM

GrantSolutions Training

PROJECT TITLE

Training for GrantSolutions

DetailsHistory

The total federal amount awarded for the current budget period

🏆

Notice of Award

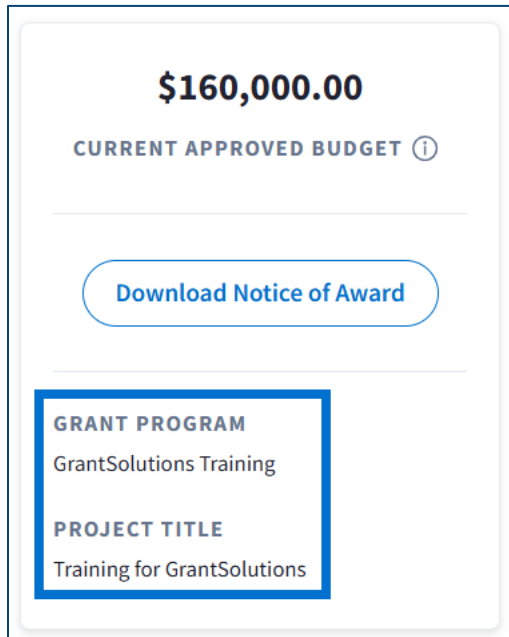
Issued: 09/24/2024

Federal Information

PROGRAM OFFICE

4

The *Grant Program* and *Project Title* appear at the bottom of the left information box.



\$160,000.00

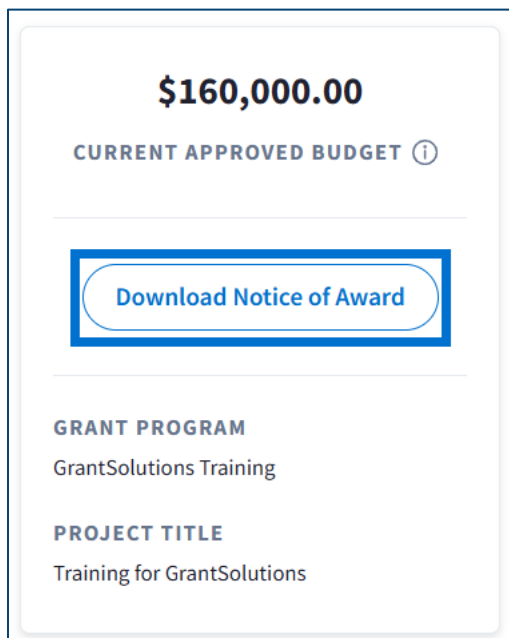
CURRENT APPROVED BUDGET ⓘ

[Download Notice of Award](#)

GRANT PROGRAM
GrantSolutions Training

PROJECT TITLE
Training for GrantSolutions

Click the *Download Notice of Award* button to view the latest notice of award issued for the grant project.



\$160,000.00

CURRENT APPROVED BUDGET ⓘ

[Download Notice of Award](#)

GRANT PROGRAM
GrantSolutions Training

PROJECT TITLE
Training for GrantSolutions