



Recipient Data Insights

Quick Start Guide

Table of Contents

ACCESSING RECIPIENT DATA INSIGHTS.....	1
FINDING A RECIPIENT ORGANIZATION	2
RECIPIENT DATA INSIGHTS SCREENS	3
DASHBOARD.....	3
SINGLE AUDIT.....	5
NONPROFIT	7
PI/PD CONTACTS.....	8
ACTIVE AWARDS	9
PAYMENTS.....	10
RECIPIENT DATA INSIGHTS ACROSS GRANTSOLUTIONS.....	11
GRANTOR GRANT DETAILS OVERVIEW	11
GRANTOR'S GRANT ORGANIZATION.....	12
GRANTOR'S AWARD TRANSITION – INDIVIDUAL AWARDS.....	13
GRANTOR'S AWARD WORKFLOW HISTORY – INDIVIDUAL AWARDS.....	14

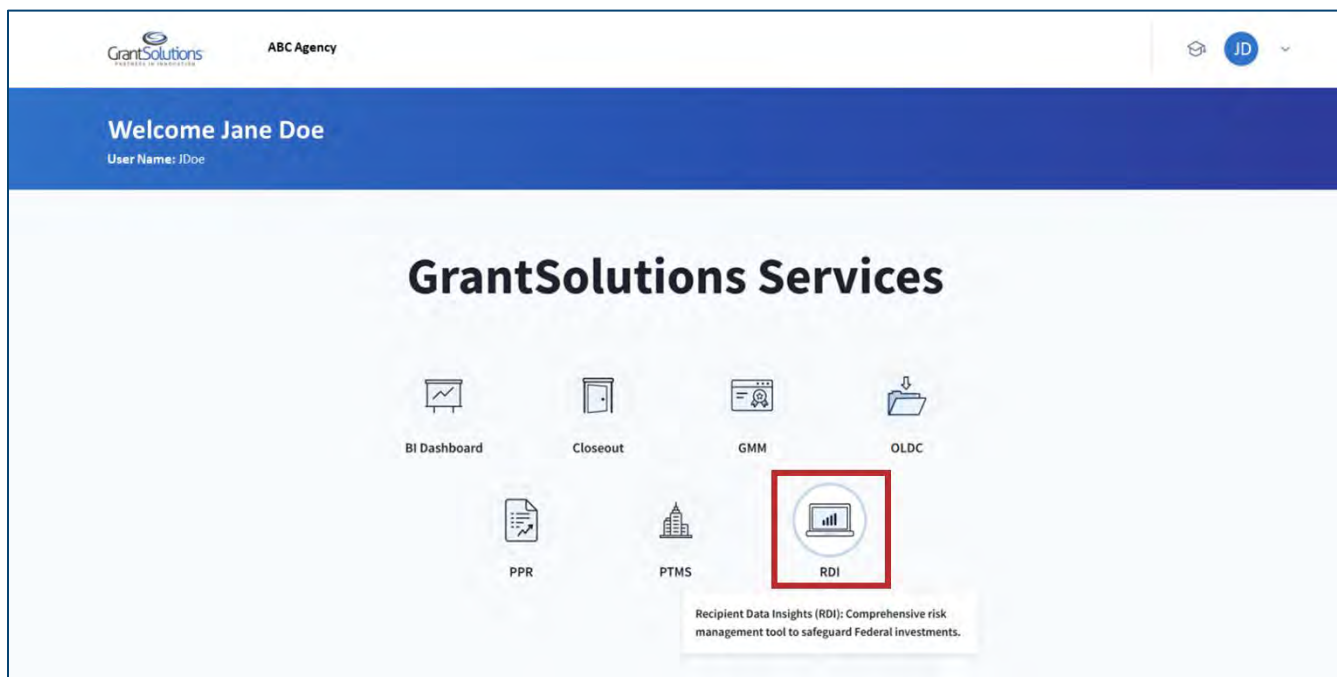
INTRODUCTION

GrantSolutions Recipient Data Insights (RDI) is a comprehensive risk management service focused on reducing fraud, waste, and abuse of Federal investments. Additionally, risk management services reduce Federal staff burden by automating the collection of data from multiple sources, keeping the information up-to-date, and presenting the data in a straightforward, actionable way.

ACCESSING RECIPIENT DATA INSIGHTS

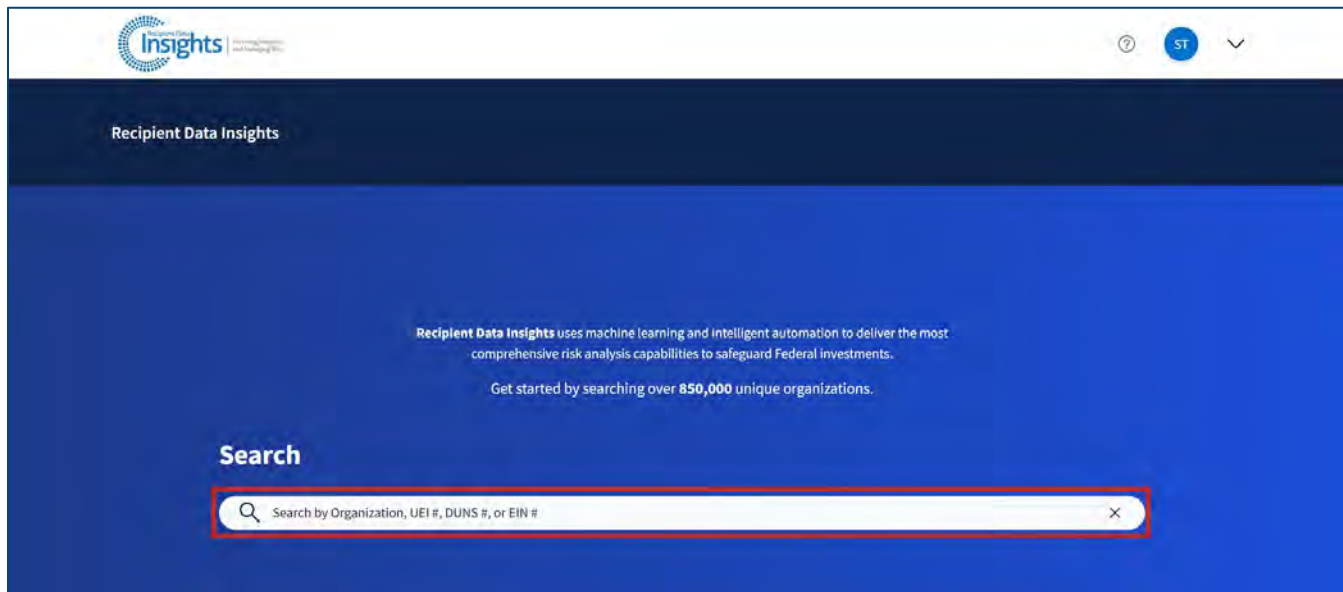
1. From the GrantSolutions Services “Homepage” click the **RDI** icon.

Note: Users can also access Recipient Data Insights from the Classic Experience of Grants Management Services (GMM).



FINDING A RECIPIENT ORGANIZATION

1. From the “Recipient Data Insights Search” screen, enter a recipient **Organization**, **UEI #**, **DUNS #**, or **EIN #** and selecting a **search result** from the drop-down.



RECIPIENT DATA INSIGHTS SCREENS

DASHBOARD

The Dashboard Screen presents an overview of the Recipient's key risk indicators, Federal grant management portfolio, and potential areas of risk.

The Compliance information indicates the Recipient's status with required compliance checks in SAM.gov and Treasury's Do Not Pay. Use the Download Compliance PDF hyperlink to view and save the Compliance Snapshot. The Snapshot includes the compliance indicators; related details for all yellow indicators; the Reps & Certs, if available; and the name of the person and the date the Snapshot is downloaded.

Data is refreshed daily. Green indicates that the Recipient meets the specific compliance requirement, and yellow indicates a compliance issue that requires a closer look. The compliance status displayed in the Hero Bar reflects the status of compliance checks shown in the Compliance card. A single yellow indicator in the Compliance card results in a yellow indicator in the Hero Bar.

The Single Audit, Active Awards, and Payment Data cards provide a snapshot of the data available on the related Screens. Each card displays the data source, the date last updated, and a link to the related Screen to view the full details.

JD

ACME Corporation
All compliance checks have been met
990 Data available

Organization Information

\$5,777,753,613.03
AWARD DOLLARS RECEIVED

UEI: ABCDEFGH123
DUNS: 987654321
EIN: 12-34567890

ORGANIZATION NAME
ACME Corporation

ORGANIZATION TYPE
Educational Institution
Non-profit Organization
[View More Info](#)

ADDRESS
123 Main Street
Baltimore, MD 12345

CONGRESSIONAL DISTRICT
Maryland, District 7

ORGANIZATION START DATE
01/01/1876

WEBSITE
[www.acme.org](#)

SAM.GOV EXPIRATION DATE
10/09/2025

[View Organization Contacts](#)

Dashboard Single Audit Nonprofit PD/PI Contacts Active Awards Payments

Dashboard

Compliance ✓ The recipient is within compliance. [Download Compliance PDF](#)

SAM.GOV

✓ Registration Active
Expires: 10/09/2025

FEDERAL DEBT

✓ No Debt Reported
No Delinquent Federal Debt

DO NOT PAY

✓ Not Included on IRS Tax Exempt Revocation List
Source: Automatic Revocation of Exemption List
Last Update: 02/26/2025

EXCLUDED PARTIES

✓ No Exclusion

REPS & CERTS (Financial Assistance)

✓ On File [Download PDF](#)

RESPONSIBILITY/QUALIFICATION

✓ Government Entered Records
✓ No Records on File

✓ Recipient Provided Records
✓ No Proceedings Reported

Source: SAM.gov Last Update: 02/26/2025

Single Audit [View Single Audit Details](#)

Total Financial Statement Findings
3 Most Recent
1

Low Risk?
Auditor's Assessment
Yes

Next Audit Projected?
Audit Report Due Date: 03/30/2025
Yes

16%
Future Finding Probability

Source: Federal Audit Clearinghouse Last Update: 02/26/2025

Active Awards [View Active Awards Details](#)

Total Awards
2,337

Award Dollars Received
\$6B

Source: USAspending.gov
Last Update: 02/24/2025

View Agency data as: Table Graph

Agency	Percentage
HHS	77%
USAID	12%
DOD	4%
NSP	3%
NASA	2%
IIR	1%
EDA	1%
AHA	1%

Payments [View Payments Details](#)

Awards With Payment Data
62

Source: Payment Management System Last Update: 02/26/2025

Help Center
Web Accessibility
Privacy & Security Notice

Freedom of Information Act
Disclaimers
Provide Feedback

Contact Us
(866) 577-0771
help@grantsolutions.gov

SINGLE AUDIT

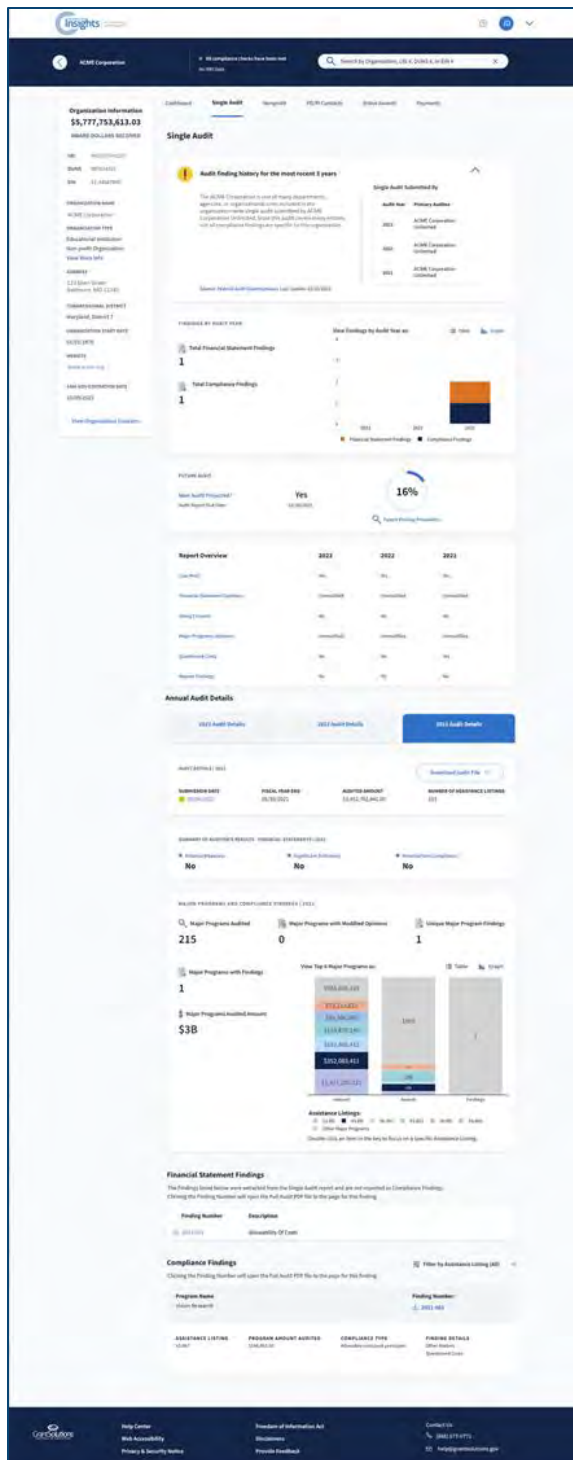
The Single Audit screen provides insight into the Recipient's experience managing Federal awards.

Single Audits are required for Recipients who expend \$1,000,000 or more in Federal funds within the organization's fiscal year. The Single Audit screen displays data from the Federal Audit Clearinghouse for the three most recent Single Audits. Recipient Data Insights maps organization-wide single audit data to all agencies, departments, or organizational units associated with the organization-wide audit.

RDI shows the total number of financial statement and compliance findings for the last three years, a breakout of the number of findings by year, and an overview of the Auditor's Opinions and Assessment of Risk by year. The system projects whether a Single Audit will be required in the next year, the date the audit is due, and the probability of future findings.

Users can delve into the Annual Audit Details for each of the three audit years. RDI displays the results of the Auditor's review of the financial statements including any disclosures of material weaknesses and significant deficiencies in internal control, and any noncompliance material to the financial statements. The Major Programs and Compliance Findings graph provides information on the scope and results of the single audit. Data can be viewed as a table.

The full Single Audit Report is available for download along with an extract of the Audit Summary Findings and Award Level Findings.

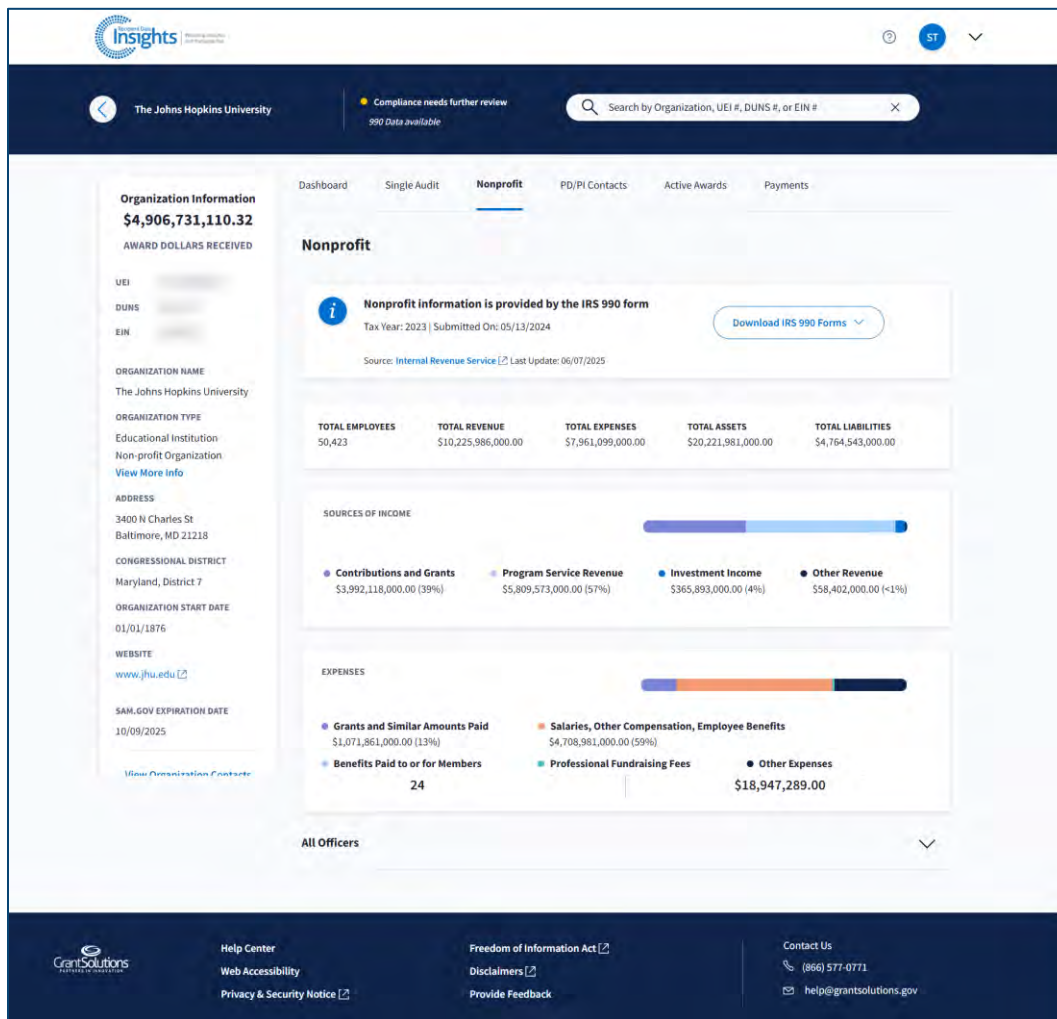


NONPROFIT

Tax-exempt nonprofit organizations must electronically file an IRS Form 990 annually to maintain tax-exempt status.

Form 990 collects a variety of organizational and financial information that is valuable in assessing the financial health and management of the nonprofit organization.

The Nonprofit Screen displays IRS 990 data for Recipients who electronically submit a Form 990 to the IRS. Users can view and download the three most recent IRS 990s or 990-EZs in PDF format.



The screenshot shows the 'Nonprofit' screen for 'The Johns Hopkins University'. The left sidebar contains organization information, including the total award dollars received (\$4,906,731,110.32), organization name, type, address, and website. The main content area displays financial data from the IRS 990 form for the tax year 2023, submitted on 05/13/2024. It includes a table of key financial metrics, a bar chart of income sources, and a bar chart of expenses.

Category	Value	Percentage
TOTAL EMPLOYEES	50,423	
TOTAL REVENUE	\$10,225,986,000.00	
TOTAL EXPENSES	\$7,961,099,000.00	
TOTAL ASSETS	\$20,221,981,000.00	
TOTAL LIABILITIES	\$4,764,543,000.00	

Source of Income	Value	Percentage
Contributions and Grants	\$3,992,118,000.00	(39%)
Program Service Revenue	\$5,809,573,000.00	(57%)
Investment Income	\$365,893,000.00	(4%)
Other Revenue	\$58,402,000.00	(<1%)

Expense Category	Value	Percentage
Grants and Similar Amounts Paid	\$1,071,861,000.00	(13%)
Salaries, Other Compensation, Employee Benefits	\$4,708,981,000.00	(59%)
Benefits Paid to or for Members	\$24	
Professional Fundraising Fees		
Other Expenses	\$18,947,289.00	

PI/PD CONTACTS

The “PD/PI Contacts” Screen provides information on the number of grants assigned to a specific Project Director/Principal Investigator (PD/PI). PD/PI information is specific to awards issued through GrantSolutions.

The screenshot shows the GrantSolutions interface for ACME Corporation. The top navigation bar includes a search bar and a user profile icon (JD). The left sidebar displays organization information, including the award amount (\$5,777,753,613.03) and various identifiers (UEI, DUNS, EIN). The main content area is titled "Project Director/Principal Investigator (PD/PI)" and shows 41 PD/PI contacts for active grants. Below this, a table lists specific PD/PI contacts with their emails and the number of award projects. At the bottom, a table provides details for three specific awards, including the award ID, period of performance, awarding sub-agency, grant program, GNO, and program officer.

Organization Information
\$5,777,753,613.03
 AWARD DOLLARS RECEIVED

UEI: ABCDEFGH123
 DUNS: 987654321
 EIN: 12-34567890

ORGANIZATION NAME: ACME Corporation
 ORGANIZATION TYPE: Educational Institution, Non-profit Organization
 ADDRESS: 123 Main Street, Baltimore, MD 12345
 CONGRESSIONAL DISTRICT: Maryland, District 7
 ORGANIZATION START DATE: 01/01/1876
 WEBSITE: www.acme.org
 SAM.GOV EXPIRATION DATE: 10/09/2025

Project Director/Principal Investigator (PD/PI)

PD/PI contacts for active grants in GrantSolutions: **41**

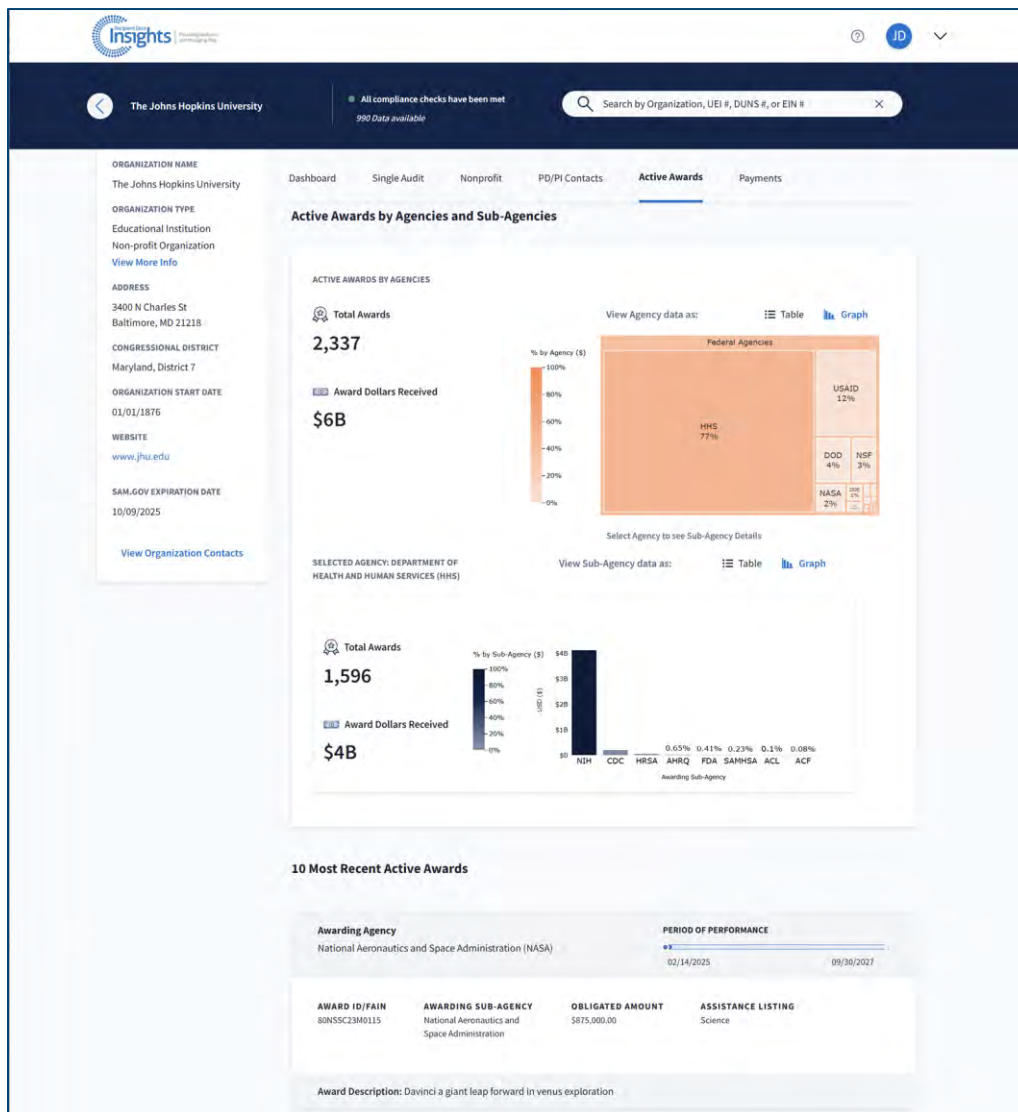
PD/PI Contacts

PD/PI	EMAIL	AWARD PROJECTS
John Smith	jsmith@acme.org	1
Mary Jones	mjones@acme.org	1
Harold Brown	hbrown@acme.org	3

Award ID/Vain	Period of Performance	Awarding Sub-Agency	Grant Program	GNO	Program Officer
1. ABC123ZYX456	08/01/2019 - 07/31/2025	Centers for Disease Control and Prevention (CDC)	RFA-CE-19-001 Injury Control Research Centers	Richard Thomas (rthomas@cdc.gov)	Susan Smith (ssmith@cdc.gov)
2. ZXY123ABC456	08/01/2024 - 07/31/2029	Centers for Disease Control and Prevention (CDC)	RFA-CE-24-001 Grants for Injury Control Research Centers (ICRC)	Richard Thomas (rthomas@cdc.gov)	James Harrison (jharrison@cdc.gov)
3. QRS123TUV456	08/30/2022 - 09/29/2025	Centers for Disease Control and Prevention (CDC)	RFA-CE-22-004 Research Grants to Prevent Firearm-Related Vi	Richard Thomas (rthomas@cdc.gov)	Nancy Jones (njones@cdc.gov)

ACTIVE AWARDS

USA Spending provides the government-wide Federal grant portfolio of the Recipient. Agency- level data is presented in a visualization or table format that proportionately shows the funding amounts issued by Federal agencies. Active Award data is also presented at the Sub-Agency level. Detailed data is available for the 10 Most Recent Active Awards. A full list of Active Awards can be accessed through the USAspending.gov link.



PAYMENTS

The Payments Screen provides the total obligated amount, funds drawn, and remaining funds by Federal Award Identification Number (FAIN). The HHS Program Support Center's (PSC) Payment Management System (PMS) is the data source for awards issued via GrantSolutions.

A review of the Recipient's use of award funds during the Period of Performance may reveal potential delays or difficulties in fulfilling the terms of the award. Data is maintained on the Payment Screen for one year after the period of performance end date.

Organization Information
\$5,777,753,613.03
 AWARD DOLLARS RECEIVED

UEI: FTMTDMR29C7
 DUNS: 001910777
 EIN: 520595110

ORGANIZATION NAME
 The Johns Hopkins University

ORGANIZATION TYPE
 Educational Institution
 Non-profit Organization
[View More Info](#)

ADDRESS
 3400 N Charles St
 Baltimore, MD 21218

CONGRESSIONAL DISTRICT
 Maryland, District 7

ORGANIZATION START DATE
 01/01/1876

WEBSITE
www.jhu.edu

SAM.GOV EXPIRATION DATE
 10/09/2025

[View Organization Contacts](#)

Dashboard Single Audit Nonprofit PD/PI Contacts Active Awards **Payments**

Payments

Payment information is available
 Payment information is available up to one year after the period of performance end date.
 Source: HHS Payment Management System Last Update: 02/26/2025

Payments Details

FAIN: 90RTGE0003

Assistance Listing
 ACL National Institute On Disability, Independent Living, And Rehabilitation Research

Awarding Agency
 Department Of Health And Human Services

Awarding Sub-Agency
 Administration For Community Living

TOTAL OBLIGATED AMOUNT
 \$4,369,281.00

TOTAL FUNDS DRAWN
 \$3,306,481.00 (76%)

TOTAL FUNDS REMAINING
 \$1,062,800.00 (24%)

Period of Performance
 06/01/2020 - 05/31/2025

\$4.37M

Detailed Payment Info

Document #	Fiscal Year	Budget Period	Obligated Amount	Funds Drawn	Funds Remaining
90RTGE000305	2024	06/01/2024 - 05/31/2025	\$874,810.00	\$0.00 (0%)	\$874,810.00
90RTGE000304	2023	06/01/2023 - 05/31/2025	\$174,010.49	\$174,010.00 (100%)	\$0.00
90RTGE000305	2023	06/01/2024 - 05/31/2025	\$700,712.51	\$535,000.00 (76%)	\$165,712.51
90RTGE000301	2022	06/01/2022 - 05/31/2025	\$874,723.00	\$852,448.00 (97%)	\$22,275.00
90RTGE000302	2021	06/01/2021 - 05/31/2025	\$859,839.55	\$859,839.00 (100%)	\$0.00
90RTGE000305	2021	06/01/2024 - 05/31/2025	\$11,560.45	\$11,560.00 (100%)	\$0.00
90RTGE000301	2020	06/01/2020 - 05/31/2025	\$862,845.96	\$862,845.00 (100%)	\$0.00
90RTGE000305	2020	06/01/2024 - 05/31/2025	\$10,779.04	\$10,779.00 (100%)	\$0.00
Total			\$4,369,281.00	\$3,306,481.00	\$1,062,800.00

FAIN: 90SR0087

RECIPIENT DATA INSIGHTS ACROSS GRANTSOLUTIONS

Recipient Data Insights compliance data is now provided at various places within GrantSolutions. This allows users to identify potential risk while they are performing other tasks so that they don't have to actively search RDI for this information.

GRANTOR GRANT DETAILS OVERVIEW

The Risk Assessment Warning on the Grant Details Overview screen shows when at least one value in the RDI compliance data is yellow. This is similar to the indicator that shows on the top of the RDI Dashboard screen's Compliance section and hero bar.

The screenshot displays the GrantSolutions interface for a specific grant. The top navigation bar includes the GrantSolutions logo, the agency name 'ABC Agency', and user information 'JD'. The main header shows the grant details: 'ACME CORPORATION', 'Active', 'ABC1234XYZ', and the 'Current Budget Period: 09/30/2022 - 09/29/2028 (14 of 14)'. The left sidebar contains a 'View Notice of Award (NOA) pdf' button and grant program details. The main content area is divided into sections: 'Overview', 'Organization', 'History', 'Reports', 'Amendments', 'Messages', 'Restrictions', and 'Files'. The 'Overview' section is active and shows a 'Risk Assessment Warning' for a 'Federal Debt Issue' and a 'Post Award Action' for a 'Non-Competing Continuation application'. A callout box points to the warning with the text 'Compliance alert without opening RDI'.

GRANTOR'S GRANT ORGANIZATION

The Recipient Data Insight section of a Grant's Organization screen shows the compliance data that shows on the RDI Dashboard screen's Compliance section. There is also a link to open RDI if you want to learn more about this organization.

GrantSolutions™ ABC Agency Home Applications **Grants** JD

ACME CORPORATION Closed **ABC1234XYZ** 04/01/2015 **Current Budget Period: 09/30/2016-09/29/2019 (3 of 3)** 09/29/2019

FAIN: ZY1ZXW345678

\$385,135.89
CURRENT APPROVED BUDGET ⓘ
Budget Period: 09/30/2016 - 09/29/2019
[View Notice of Award \(NOA\) PDF](#)

GRANT PROGRAM
IF - Field-Initiated Program

PROJECT TITLE
Take Charge of Burn Pain: A Randomized Controlled Trial of a Web-based Self-Management Intervention to Improve Burn Pain Outcomes

ANNOUNCEMENT
[NIDRR-IF-14-004](#)

Organization

[View Notice of Award \(NOA\) PDF](#) →
Issued: 06/29/2022
Action: Project Period Closeout

Recipient Information

ORGANIZATION
ACME CORPORATION
EIN: 12-34567890
UEI: ABCDEFGH1213

PROJECT DIRECTOR
JD Mr. John Smith

AUTHORIZING OFFICIAL
MJ Ms. Mary Jones

Recipient Data Insight [View More Details](#)

SAM.GOV
✓ Registration Active - No Exclusions
Expires 10/09/2025

REPS & CERTS
✓ On File - PDF Available

FEDERAL DEBT
✓ No Debt Reported - No Delinquent Federal Debt

EXCLUDED PARTIES
✓ No Exclusion

RESPONSIBILITY/QUALIFICATIONS
Government Entered Records
✓ No Records on File
Recipient Provided Records
✓ No Proceedings Reported

DO NOT PAY
✓ Not Applicable for IRS Tax Exempt Revocation List
✓ Not on the Excluded Foreign Entities List

Federal Information
[Manage Project Assignments](#)

RDI Compliance Data

Open RDI for more information

GRANTOR'S AWARD TRANSITION – INDIVIDUAL AWARDS

Transition Status

Grantee	Application Type	Application Number	Grant Number	Status
FAMILY, DEPARTMENT OF	New			<div> Compliance Information: <p>SAM.gov Registration: Registration Active (Expires: 12/27/2025) (Updated from SAM.gov: 02/05/2025 at 10:19 AM EST)</p> <p>Federal Debt: No Debt Reported</p> <p>Excluded Parties: No Exclusion</p> <p>Reps & Certs: On File (See Recipient Data Insights for more information)</p> <p>Responsibility/Qualification: Government Entered Records - No Records on File Recipient Provided Records - Not Required to Report</p> <p>Do Not Pay: Not Applicable for IRS Tax Exempt Revocation List Not on the Excluded Foreign Entities List</p> </div>

Cancel

GRANTOR'S AWARD WORKFLOW HISTORY – INDIVIDUAL AWARDS

Award Workflow History

Organization Name: DEPARTMENT OF FAMILY
 Process ID: 101975425
 Start Date: 09/18/2024 02:19 PM (GMT - 05:00) Eastern Time (US & Canada)
 Grant Number:
 Grant Program:
 Initiator:

User	Action	Task	Completed Date	Action Comments	Status
	Ready for Approval	Certify Draft Review	05/06/2025 11:38 AM EDT	Warnings were bypassed.	<p>Warnings:</p> <p>⚠ The Budget Period start date is more than 90 days in the future from today's date.</p> <p>⚠ You are issuing a future year award using a current year Financial Account.</p> <p>Compliance Information:</p> <p>SAM.gov Registration: Registration Active (Expires: 12/27/2025)</p> <p>Federal Debt: No Debt Reported</p> <p>Excluded Parties: No Exclusion</p> <p>Reps & Certs: On File</p> <p>Responsibility/Qualification: Government Entered Records - No Records on File</p> <p>Recipient Provided Records - Not Required to Report</p> <p>Do Not Pay: Not Applicable for IRS Tax Exempt Revocation List</p> <p>Not on the Excluded Foreign Entities List</p>

Close